

Alabama Department of Veterans Affairs

FISCAL YEAR 2018 ANNUAL REPORT

October 1, 2017 - September 30, 2018

Alabama Department of Veterans Affairs
RSA Union Building
100 North Union Street, Suite 850
Montgomery, Alabama 36104







STATE OF ALABAMA
DEPARTMENT OF VETERANS AFFAIRS

P. O. Box 1509
Montgomery, Alabama 36102-1509
Telephone (334) 242-5077
Fax (334) 242-5102



REAR ADMIRAL W. KENT DAVIS, USN.
(RET) COMMISSIONER

June 21, 2019

Governor Kay Ivey
Members of the State Board of Veterans Affairs
Citizens of the State of Alabama

Code of Alabama, 1975, Section 31-5-7, reads:

The State Service Commissioner shall submit to the State Board of Veterans Affairs for its approval an annual budget of all funds appropriated by the Legislature to the department for the specific purposes for which they are appropriated, and also a budget of any federal funds which may be allotted to the state by the federal government for the purposes of the department according to the regulations of the federal authorities. The Commissioner shall publish annually a full report of the operations and administration of the department, together with recommendations and suggestions, and submit such report to the state board.

In compliance with the above section, it is my distinct honor to present the Annual Report of the Alabama Department of Veterans Affairs for FY 2018.

Very Respectfully,

W. Kent Davis
Rear Admiral, USN (Retired)
Commissioner

TABLE OF CONTENTS

State Board of Veterans Affairs.....	7
Commissioner's Overview	8
Alabama Department of Veterans Affairs	
Organizational Chart	9
Personnel Directory.....	10
Department Financial Statement.....	18
Veterans Assistance Fund Financial Statement	19
Veterans Home Trust Fund Financial Statement.....	20
Veterans & Employee Workforce Demographics	21
Alabama G.I. Dependent Scholarship Program	22
Claims Division Statistics	27
Actions and Services Completed by ADVA County Offices.....	28
United States Department of Veterans Affairs	
Geographic Distribution of Estimated Expenditures by County.....	33
Alabama State Veterans Homes	36
Demographics – Bill Nichols State Veterans Home (Alexander City).....	40
Demographics – Floyd E. “Tut” Fann State Veterans Home (Huntsville).....	41
Demographics – William F. Green State Veterans Home (Bay Minette)	42
Demographics – Colonel Robert L. Howard State Veterans Home (Pell City)	43
Demographics – Colonel Robert L. Howard Skilled Nursing Facility (Pell City)	44
FY 2018 Daily Rates	45
Alabama State Veterans Memorial Cemetery at Spanish Fort.....	49

STATE BOARD OF VETERANS AFFAIRS

The State Board of Veterans Affairs consists of the Governor, as chair, and representatives who shall serve for a term of four years from the date of their respective appointments. These representatives shall be selected from the memberships of the Alabama Department of the American Legion, Spanish American War Veterans, the Veterans of Foreign Wars, the Disabled American Veterans, the Veterans of WWI of the USA, Incorporated, the Vietnam Veterans of America, AMVETS, the Military Order of the Purple Heart, American Ex-Prisoners of War, Inc., Marine Corps League and Military Officers Association of America as prescribed by Alabama Code §31-5-3.

Board Members for Fiscal Year 2018

Governor Kay Ivey - Chairman
Chad Richmond - Vice Chairman
Don Fisher - Deputy Vice Chairman
Bobby Browne
Wayne Dial
Patrick Downing
Matt Gaff
Scott Gedling
Willis Frazier

Seymour "Sy" Lichtenfeld
John R. New
Valentine R. Obregon
Ken Rollins
Charles Stephens
Carol Anne Toms
Sandra Thompson
Deborah Walker
Charles Waugh



Pictured Seated (left to right): Ken Rollins, Carol Anne Toms, Valentine Obregon, John New, Deborah Walker and Charles Stephens.

Standing (left to right): Bobby Browne, Matt Gaff, Chad Richmond, Clyde Marsh (state commissioner), Don Fisher, Willis Frazier, Scott Gedling and Patrick Downing.

Not Pictured: Wayne Dial, Seymour "Sy" Lichtenfeld, Sandra Thompson and Charles Waugh.

COMMISSIONER'S OVERVIEW



To the Governor of the State of Alabama, members of the State Board of Veterans Affairs, the President of the Senate, and the Speaker of the House of Representatives, it is my distinct honor to submit the 2018 Annual Report for the Alabama Department of Veterans Affairs (ADVA). This report highlights the major accomplishments of a superb team of dedicated state employees and 1,000 contract employees and the unyielding support we receive from our partners at the U.S. Department of Veterans Affairs (USDVA), our counterparts in state government, our elected officials, supporters at the city and county level as well as the veterans service organizations and community partners.

Alabama, which has more than 365,000 veterans, continues to be a very pro-military and veterans state. I am truly honored to work with the numerous veterans service organizations, state agencies, state legislature and the Governor's Office to ensure that we keep Abraham Lincoln's promise to "care for him who shall have borne the battle and for his widow and orphan."

Last October, the previous ADVA commissioner retired. Clyde Marsh had served the department with distinction for 13 years. He worked tirelessly for the veterans residing in Alabama, as well as their dependents and survivors, in all matters pertaining to veterans benefits. He is now serving veterans with the U.S. Department of Veterans Affairs as the Executive Director of the National Cemetery Administration North Atlantic District.

In keeping with our mission to assist veterans, we released the ADVA "Strategic Plan 2021" in July 2018. This plan sets the stage for the progress the department intends to make in serving veterans over the next several years and serves as the foundation for the future. The plan's basic framework focuses on six priorities: field offices, state veterans homes, state cemetery, dependent scholarship, veteran outreach and claims/appeals. These objectives are outcome-oriented and reflect our commitment to provide timely, top quality service to Alabama veterans and their families.

To honor our war veterans, we participated in or planned several events throughout the year. We were heavily involved with the East Alabama Vietnam Veterans Welcome Home Ceremony held in Auburn in conjunction with National Vietnam Veterans Day. Medal of Honor recipients Bennie Adkins and James Livingston and Vietnam War reporter Joe Galloway gave presentations. Hundreds of family members and supporters from the community filled the school's auditorium. Approximately 1,000 veterans were presented with the official 50th anniversary lapel pin and certificate.

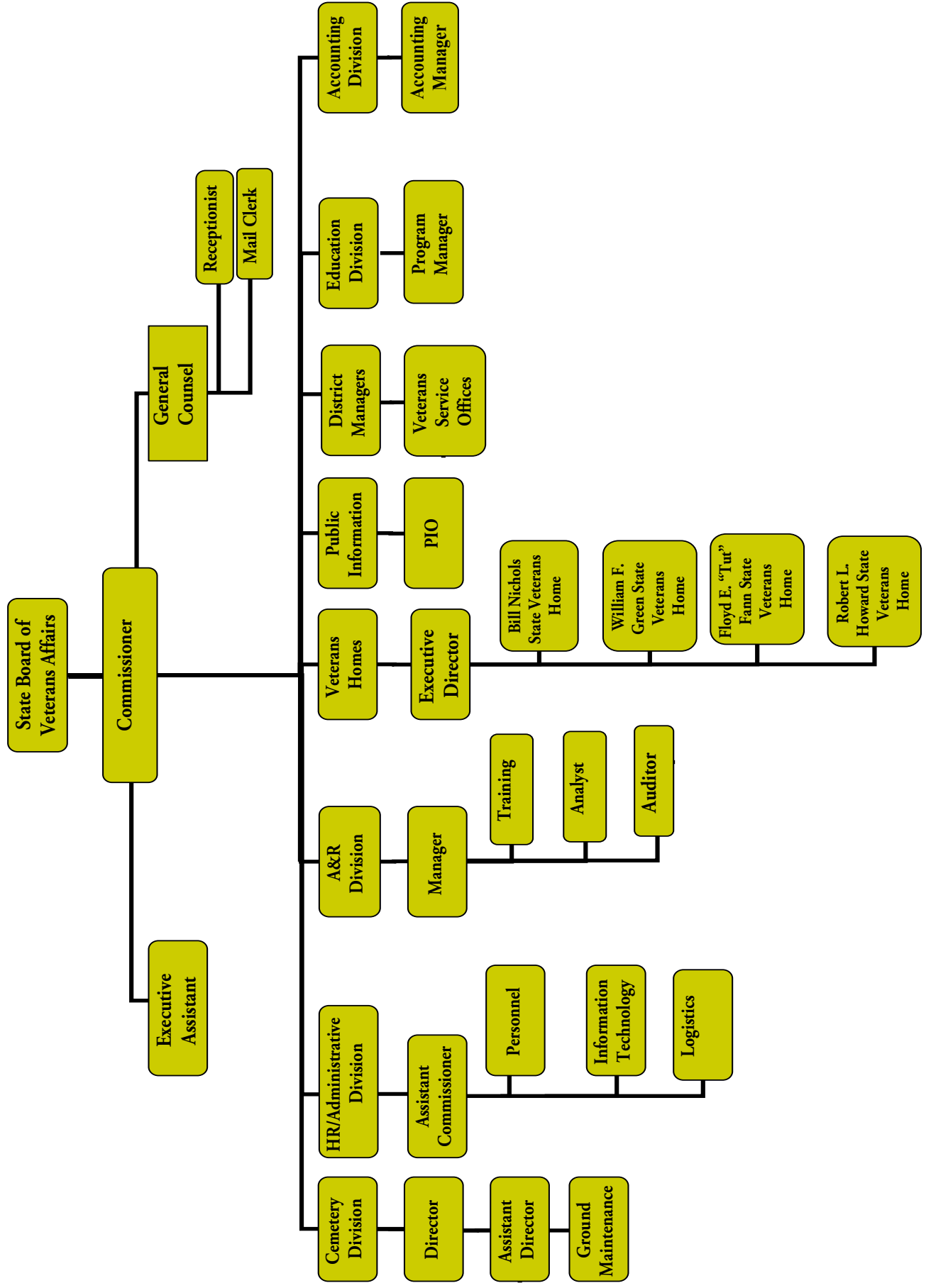
We know that many Alabamians are not taking advantage of many federal, state and local benefits and services that they have earned. ADVA will strive to continue reducing that communication gap in the upcoming years. ADVA will continue to focus on counseling, education and dissemination of information, as well as conducting outreach events in the community centers where veterans live.

Finally, the hard work and heavy lifting was done where the rubber meets the road - by the veterans homes health care directors, claims reviewers, cemetery staff, headquarters personnel and the veterans service officers and administrative assistants in our county offices.

This department could not provide valuable services to our veterans without our employees who make it happen. It is my distinct honor and privilege to work with the ADVA staff as we serve our veterans and their family members.

ALABAMA DEPARTMENT OF VETERANS AFFAIRS

ORGANIZATIONAL CHART



COUNTY VETERANS AFFAIRS OFFICES

PERSONNEL DIRECTORY

COUNTY	ADDRESS, TELEPHONE, FAX	DAYS SERVED
AUTAUGA Matthew Hobbie	218 North Court Street Prattville, AL 36067 Phone: (334) 358-6746 FAX: (334) 361-4821	Monday-Friday
BALDWIN Raymond Williamson Vickie Green	201 East Section Street Foley, AL 36535 Phone: (251) 937-0218 FAX: (251) 972-8535	Monday–Friday
BARBOUR David Sharpe	303 East Broad Street Ste. 102 Eufaula, AL 36027 Phone: (334) 619-1511 FAX: (334) 619-1512	Monday and Thursday
BIBB Itinerant	35 Court Square East, Ste. 105 Centreville, AL 35042 Phone: (205) 926-3116 FAX: (205) 926-3126	Monday and Thursday
BLOUNT Itinerant	1004 2nd Ave East, Rm 13 Oneonta, AL 35121 Phone: (205) 274-2287 FAX: (205) 274-7611	Wednesday and Thursday
BULLOCK	The Bullock County office has relocated to the Montgomery County location.	
BUTLER Tammie R. Rice	201 S. Conecuh Street, Ste. 102 Greenville, AL 36037 Phone: (334) 382-3231 FAX: (334) 382-6595	Monday, Tuesday, Thursday and Friday
CALHOUN Annette J. Rainge George Orr Teresa Garrand	1702 Noble Street, Ste. 109 Anniston, AL 36202 Phone: (256) 241-2950 FAX: (256) 231-1893	Monday–Friday

COUNTY VETERANS AFFAIRS OFFICES

PERSONNEL DIRECTORY

COUNTY	ADDRESS, TELEPHONE, FAX	DAYS SERVED
CHAMBERS	The Chambers County office has relocated to the Lee County location.	
CHEROKEE	The Cherokee County office has relocated to the Etowah County location.	
CHILTON	The Chilton County office has relocated to the Shelby County location.	
CHOCTAW Billy Wells	117 S. Mulberry St., RM 126 Butler, AL 36904 Phone: (205) 459-2111 FAX: (205) 459-2116	Tuesday
CLARKE Rhonda K. Jackson	120 Court Street Grove Hill, AL 36451 Phone: (251) 275-3374 FAX: (251) 275-1060	Monday-Wednesday
CLAY	The Clay County office has been relocated to the Randolph County location.	
CLEBURNE Rochelle I. Osbourn	120 Vickery Street, RM 106 Heflin, AL 36264 Phone: (256) 463-7765 FAX: (256) 463-1015	Monday-Wednesday
COFFEE Meriah H. Nelson	1065 E. McKinnon Street New Brockton, AL 36351 Phone: (334) 894-5858 FAX: (334) 894-6506	Monday-Friday
COLBERT	The Colbert County office has been relocated to the Lauderdale County location.	
CONECUH Tammie Rice	111 Court Street, Ste. 108 Evergreen, AL 36401 Phone: (251) 578-7036 FAX: (251) 578-2835	Wednesday
COOSA	The Coosa County office has been relocated to the Tallapoosa County location.	

COUNTY VETERANS AFFAIRS OFFICES

PERSONNEL DIRECTORY

COUNTY	ADDRESS, TELEPHONE, FAX	DAYS SERVED
COVINGTON Robert B. Foshee	250 Hillcrest Drive, RM 151 Andalusia, AL 36420 Phone: (334) 428-2687 FAX: (334) 428-2679	Monday–Friday
CRENSHAW	The Crenshaw Count office has been relocated to the Butler County location.	
CULLMAN Darell J. Brewer Candace Reppond	500 2nd Avenue SW, RM 109 Cullman, AL 35055 Phone: (256) 775-4662 FAX: (256) 775-4947	Monday–Friday
DALE Jerry L. Lucas Rachel M. Hauser	202 Hwy 123 South, Ste. F Ozark, AL 36360 Phone: (334) 774-5550 FAX: (334) 774-5713	Monday–Friday
DALLAS Lashundra Weaver	105 Lauderdale St., RM 132 Selma, AL 36702 Phone: (334) 874-2533 FAX: (334) 874-2599	Monday–Friday
DEKALB James E. “Jim” McIntire	500 Grand Avenue SW Ft. Payne, AL 35967 Phone: (256) 845-8572 FAX: (256) 845-8582	Monday–Friday
ELMORE Steven B. Reeves	100 East Commerce Street Wetumpka, AL 36092 Phone: (334) 567-1156 Ext. 5016 FAX: (334) 514-6277	Monday–Friday
ESCAMBIA Gene A. Moore	8600 Highway 31 East Atmore, AL 35602 Phone: (251) 368-4223 Ext. 115 FAX: (251) 446-8610	Monday–Friday

COUNTY VETERANS AFFAIRS OFFICES

PERSONNEL DIRECTORY

COUNTY	ADDRESS, TELEPHONE, FAX	DAYS SERVED
ETOWAH Kevin F. Martin Brian Evans Norma Jean Russell	800 Forest Avenue, Ste. 202 Gadsden, AL 35901 Phone: (256) 549-5458/5459 FAX: (256) 549-5449	Monday–Friday
FAYETTE Jon A. Doolittle, Sr.	103 First Avenue NW Fayette, AL 35555-0304 Phone: (205) 932-6262 FAX: (205) 932-5251	Monday, Thursday and Friday
FRANKLIN Michael White	410 Jackson Street Russellville, AL 35653 Phone (256) 332-8845 Fax: (256) 332-8839	Thursday
GENEVA Robert Gautney	200 North Commerce Street Geneva, AL 36340 Phone: (334) 684-5657 FAX: (334) 684-5656	Monday–Friday
GREENE Itinerant	20 South Commerce Street Eutaw, AL 35462 Phone: (205) 372-6977 FAX: (205) 372-6947	First Wednesday of Month
HALE	The Hale County office has been relocated to the Bibb County location.	
HENRY	The Henry County office has been relocated to the Barbour County location.	
HOUSTON Davy K. Daughtry Orlanda Grimsley	1685 Ross Clark Circle Dothan, AL 36301 Phone: (334) 677-4749 FAX: (334) 673-7550	Monday–Friday
JACKSON Mike K. Maynor	102 E. Laurel St, Ste. 33 Scottsboro, AL 35768 Phone: (256) 259-1411 FAX: (256) 259-9019	Monday–Friday

COUNTY VETERANS AFFAIRS OFFICES

PERSONNEL DIRECTORY

COUNTY	ADDRESS, TELEPHONE, FAX	DAYS SERVED
JEFFERSON/BIRMINGHAM		
Angela F. Hunter	1515 6th Ave. South, Five West	Monday–Friday
Zanthia S. Matthews	Cooper Green Mercy Health	
Lisa Robertson	Birmingham, AL 35233	
Daniel C. Dobson	Phone: (205) 521-7305	
Michael Klarman	FAX: (205) 521-7309	
Melodie Chancey		
Ashley Murff		
JEFFERSON/BESSEMER		
James Threadgill	1801 3rd Avenue North, RM 105A	Monday–Friday
Mark Sigmund	Phone: (205) 481-4117	
	FAX: (205) 481-8015	
LAMAR		
Jon A. Doolittle, Sr.	Courthouse Annex Bevill Bldg. West Columbus Avenue Vernon, AL 35592 Phone: (205) 695-7253 Fax: (205) 695-0023	Wednesday
LAUDERDALE		
Peggy Marquart	312 S. Court Street	Monday–Friday
Micheal A. White	Florence, AL 35630	
Felicia D. Jones	Phone: (256) 760-5845	
Beryl Hester	Fax: (256) 767-0013	
LAWRENCE	The Lawrence County office has been relocated to the Morgan County location.	
LEE		
Sean Gathers	215 South 9th Street, RM 120	Monday–Friday
Christopher Williams	Opelika, AL 36801	
	Phone: (334) 737-3626 FAX: (334) 745-9769	
LIMESTONE		
Vacant	1109 W. Market Street Ste. B Athens, AL 35611 Phone: (256) 233-6459 FAX: (256) 233-6423	Monday–Friday

COUNTY VETERANS AFFAIRS OFFICES

PERSONNEL DIRECTORY

COUNTY	ADDRESS, TELEPHONE, FAX	DAYS SERVED
LOWNDES	The Lowndes County office has been relocated to the Montgomery County location.	
MACON		
David C. Sharpe	2400 Hospital Road	Monday–Friday
Betty Dubose	Building 2, RM 109	
	Tuskegee, AL 36803	
	Phone: (334) 727-0550 Ext. 3470	
	FAX: (334) 724-6890	
MADISON		
Richard Epps	115-B Washington Street	Monday–Friday
Terrance Shearod	Huntsville, AL 35801	
Cynthia Johnson	Phone: (256) 532-1662	
Delilah Massarotti	FAX: (256) 532-1562	
Wesley H. Conner		
MARENGO		
Sandra M. Wright	101 E. Coats Avenue, RM 123	Monday–Friday
	Linden, AL 36748	
	Phone: (334) 295-2243	
	FAX: (334) 295-2268	
MARION		
Vacant	First Avenue SW & Military Street	Monday–Friday
	Hamilton, AL 35570	
	Phone: (205) 921-3161	
	FAX: (205) 921-1742	
MARSHALL		
Vacant	424 Blount Avenue	Monday–Friday
	Guntersville, AL 35976	
	Phone: (256) 571-7761	
	FAX: (256) 571-7856	
MOBILE		
Hasten Taylor	1150 Government St., RM 107	Monday–Friday
James Odom	Mobile, AL 36604	
Jaclyn Campione	Phone: (251) 574-8578	
Latashia Love	FAX: (251) 574-5606	
Darlene Corbin		

COUNTY VETERANS AFFAIRS OFFICES

PERSONNEL DIRECTORY

COUNTY	ADDRESS, TELEPHONE, FAX	DAYS SERVED
MONROE Rhonda K. Jackson	65 North Alabama Avenue Monroeville, AL 36461 Phone: (251) 575-9832 FAX: (251) 575-9046	Thursday and Friday
MONTGOMERY Charles McCrary Brenda Eberly	125 Washington Avenue, RM 220 Montgomery, AL 36104 Phone: (334) 832-1392 FAX: (334) 832-7725	Monday–Friday
MORGAN Anthony M. Robinson Mary Brown	302 Lee Street NE, 1st Floor Decatur, AL 35601 Phone: (256) 351-4636 FAX: (334) 351-4664	Monday–Friday
PERRY	The Perry County office has been relocated to the Dallas County location.	
PICKENS Jon A. Doolittle, Sr.	Service Center Bldg., RM 302-B Highway 17 North Carrollton, AL 35447 Phone: (205) 367-2099 FAX: (205) 367-2265	Tuesday
PIKE Charles “Randy” Ross	120 Church Street Troy, AL 36081 Phone: (334) 566-1780 FAX: (334) 566-9141	Monday–Friday
RANDOLPH Rochelle Osbourne	One Main Street, RM 208 Wedowee, AL 36278 Phone: (256) 357-4775 Fax: (256) 357-4846	Thursday and Friday
RUSSELL David C. Sharpe James C. Holloway Edwin Baez-Perez Natasha S. Sanks	1000 Broad Street Phenix City, AL 36867 Phone: (334) 298-7767 FAX: (334) 298-7297	Monday–Friday

COUNTY VETERANS AFFAIRS OFFICES

PERSONNEL DIRECTORY

COUNTY	ADDRESS, TELEPHONE, FAX	DAYS SERVED
SHELBY John D. Jones Timothy Waters Michelle Norton	54 Kelley Lane Columbiana, AL 35051 Phone: (205) 669-3835 FAX: (205) 669-8559	Monday–Friday
ST. CLAIR Hobert M. Thomas	1815 Cogswell Ave., Ste. 132 Pell City, AL 35125 Phone: (205) 338-7315 FAX: (205) 814-1509	Monday–Friday
SUMTER	The Sumter County office has been relocated to the Choctaw County location.	
TALLADEGA Vacant	132 North Court Street Talladega, AL 35160 Phone: (256) 761-2117 FAX: (256) 761-2144	Monday–Friday
TALLAPOOSA Nicole Goodman	395 Lee Street, RM 145 Alexander City, AL 35010 Phone: (256) 234-5246 FAX: (256) 234-5648	Monday–Friday
TUSCALOOSA Eric G. Ervin Rodney Stephens Amari A. Gunn	714 Greensboro Ave., RM 241 Tuscaloosa, AL 35401 Phone: (205) 349-3870, Ext. 360 FAX: (205) 758-6170	Monday–Friday
WALKER Johnny Benson Wendy Burleson	1803 3rd Avenue South, RM 106 Jasper, AL 35502 Phone: (205) 384-7277 FAX: (205) 384-7015	Monday–Friday
WASHINGTON	The Washington County office has been relocated to the Clarke County location.	
WILCOX	The Wilcox County office has been relocated to the Marengo County location.	
WINSTON	The Winston County office has been relocated to the Walker County location.	

DEPARTMENT OF VETERANS AFFAIRS

FINANCIAL STATEMENT

FY 2018

SOURCE OF FUNDS

Act No. 2017-338	State General Fund	\$ 1,263,142.00	
Act No. 2017-338	State General Fund (SEIB Supplemental)	\$ 4,800.00	
Act No. 2017-338	State General Fund (FY17 Reversion Reappropriated)	\$ 590,025.00	
	State General Fund (Insurance Recovery)	\$ 5,000.00	
	Total State General Fund		\$ 1,862,967.00
Act No. 2017-335	ETF Administration	\$ 2,497,476.00	
Act No. 2017-335	Education Trust Fund (AL G.I. Bill Education Benefits)	\$ 91,544,687.00	
Code of AL, 31-6-15	Education Trust Fund (AL G.I. Benefits)- Supplementals	\$ 4,294,859.00	
	Total Education Trust Fund		<u>\$ 98,337,022.00</u>
	TOTAL SOURCE OF FUNDS		\$ 100,199,989.00

EXPENDITURES

01	Personnel Costs	\$ 2,032,046.00	
02	Employee Benefits	\$ 955,025.00	
03	Travel (In-State)	\$ 73,328.00	
04	Travel (Out-of-State)	\$ 7,944.00	
05	Repairs and Maintenance	\$ 60.00	
06	Rentals and Leases	\$ 200,825.00	
07	Utilities and Communication	\$ 58,741.00	
08	Professional Services	\$ 67,357.00	
09	Supplies, Materials, and Operating Expenses	\$ 97,867.00	
10	Transportation Equipment Operations	\$ 25,168.00	
11	Grants and Benefits	\$ 144,298.00	
	(AL G.I. Bill Education Benefits)	\$ 88,088,413.00	
13	Transportation Equipment	\$ 17,245.00	
14	Other Equipment Purchases	\$ 38,581.00	
	TOTAL EXPENDITURES		<u><u>\$ 91,806,898.00</u></u>
	Reverted to General Fund	\$ 639,812.00	
	Reverted to Education Trust Fund (Administration)	\$ 2,146.00	
	Reverted to Education Trust Fund (AL G.I. Bill Education Benefits)	\$ 7,751,133.00	

VETERANS HOME TRUST FUND

FINANCIAL STATEMENT

FY 2018

SOURCE OF FUNDS

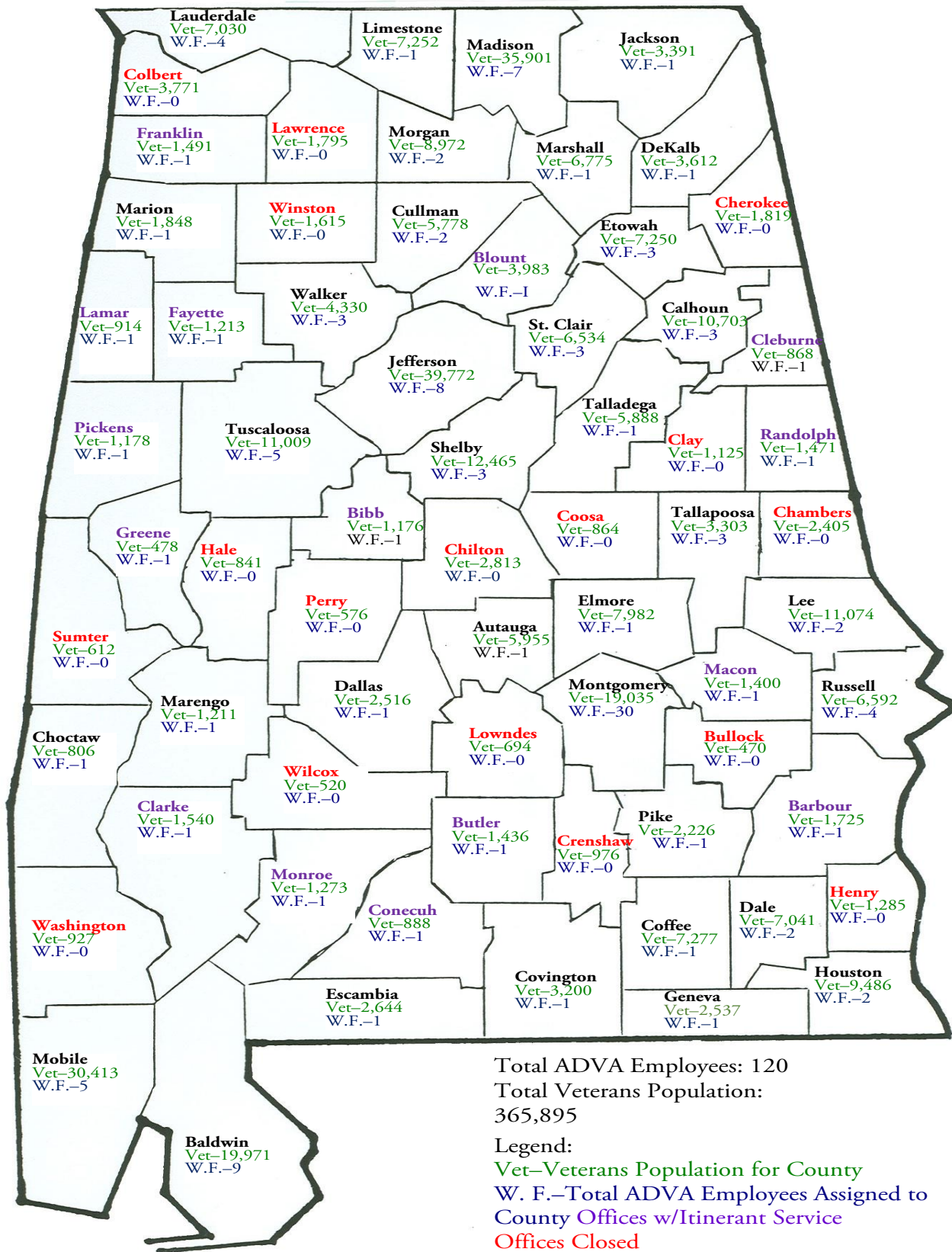
Beginning Balance October 1, 2017 (Donations and Interest)	\$	1,901
VA Per Diem	\$	32,641,446.00
Bed Lease (HMR of Alabama, Inc.)	\$	1,027,840.00
Income Tax Check-Off	\$	30,976.00
Interest	\$	8,972.00
Donations	\$	150.00
TOTAL REVENUE	\$	33,709
TOTAL SOURCE OF FUNDS	\$	35,610

EXPENDITURES

	Nichols Home Alex City	Green Home Bay Minette	Fann Home Huntsville	Howard Home Pell City
01 Personnel Costs	\$ 98,257	\$ 88,688	\$ 104,661.00	\$ 78,410
02 Employee Benefits	\$ 42,503	\$ 41,164	\$ 40,108.00	\$ 38,258
03 Travel (In-State)	\$ 1,931	\$ 1,998	\$ 1,863.00	\$ 1,249
04 Travel (Out-of-State)				
06 Rentals and Leases	\$ 1,263	\$ 1,254	\$ 1,272.00	\$ 1,054
07 Utilities and Communication	\$ 3,440	\$ 3,604	\$ 3,297.00	\$ 9,617
08 Professional Services				
(HMR of Alabama, Inc.)	\$ 7,616,450	\$ 7,511,684	\$ 7,670,719.00	\$ 9,949,447
09 Supplies, Materials, etc.	\$ 15,787	\$ 18,049	\$ 22,435.00	\$ 38,876
11 Grants & Benefits			\$ 16,304.00	
14 Other Equipment	\$ 2,239	\$ 1,435	\$ 1,866.00	\$ 2,716

State of Alabama Department of Veterans Affairs

Veterans vs. Employee Workforce Demographics



Total ADVA Employees: 120

Total Veterans Population:

365,895

Legend:

Vet—Veterans Population for County

W. F.—Total ADVA Employees Assigned to County Offices w/Itinerant Service

Offices Closed

Alabama GI Dependent Scholarship Student Distribution by County

District	County	Students	Tuition	Books	Lab Fees	Total
I	BLOUNT	5	\$23,292.00	\$1,748.86	\$1,232.00	\$26,272.86
I	CHEROKEE	2	\$3,645.00	\$365.60	\$310.00	\$4,320.60
I	COLBERT	5	\$17,613.00	\$2,371.17	\$1,195.00	\$21,179.17
I	CULLMAN	84	\$482,600.00	\$62,587.86	\$30,341.50	\$575,529.36
I	DEKALB	77	\$516,325.00	\$66,231.06	\$17,843.75	\$600,399.81
I	ETOWAH	119	\$828,011.30	\$108,619.95	\$28,677.50	\$965,308.75
I	FAYETTE	31	\$207,076.50	\$25,579.74	\$13,416.50	\$246,072.74
I	FRANKLIN	12	\$50,899.00	\$8,113.35	\$3,291.00	\$62,303.35
I	JACKSON	23	\$115,743.00	\$15,445.62	\$6,443.00	\$137,631.62
I	LAMAR	3	\$44,869.50	\$4,659.46	\$1,774.00	\$51,302.96
I	LAUDERDALE	140	\$870,607.00	\$98,742.26	\$58,400.75	\$1,027,750.01
I	LAWRENCE	2	\$18,757.50	\$768.33	\$673.00	\$20,198.83
I	LIMESTONE	67	\$520,059.75	\$63,097.57	\$30,581.50	\$613,738.82
I	MADISON	715	\$5,301,261.73	\$627,369.82	\$284,707.53	\$6,213,339.08
I	MARION	31	\$159,499.00	\$31,056.03	\$9,965.00	\$200,520.03
I	MARSHALL	33	\$262,633.00	\$33,964.05	\$13,650.00	\$310,247.05
I	MORGAN	111	\$827,721.50	\$97,306.07	\$45,243.50	\$970,271.07
I	PICKENS	21	\$182,732.50	\$22,320.43	\$7,131.00	\$212,183.93
I	WALKER	60	\$279,216.00	\$60,092.81	\$21,815.24	\$361,124.05
I	WINSTON	3	\$6,042.00	\$1,060.25	\$597.00	\$7,699.25
II	AUTAUGA	184	\$1,749,204.25	\$172,775.77	\$63,139.50	\$1,985,119.52
II	BESSEMER	76	\$492,708.35	\$56,791.96	\$22,640.50	\$572,140.81
II	BIBB	15	\$97,152.00	\$11,137.55	\$3,117.50	\$111,407.05
II	CALHOUN	248	\$1,995,045.20	\$221,948.42	\$43,862.00	\$2,260,855.62
II	CHOCTAW	40	\$294,481.50	\$42,617.92	\$13,989.50	\$351,088.92
II	CLAY	1	\$1,309.00	\$303.00	\$110.00	\$1,722.00
II	CLEBURNE	37	\$364,832.20	\$29,659.39	\$10,619.50	\$405,111.09
II	DALLAS	68	\$441,497.63	\$48,177.12	\$7,524.50	\$497,199.25
II	ELMORE	28	\$173,998.00	\$17,963.68	\$3,927.00	\$195,888.68
II	GREENE	2	\$14,051.00	\$1,594.05	\$1,500.00	\$17,145.05
II	HALE	2	\$3,520.00	\$1,268.93	\$50.00	\$4,838.93
II	JEFFERSON	745	\$5,848,480.65	\$615,650.88	\$338,855.90	\$6,802,987.43
II	LEE	311	\$2,817,830.27	\$270,946.63	\$67,901.25	\$3,156,678.15
II	MARENGO	57	\$470,578.75	\$55,291.45	\$17,561.00	\$543,431.20
II	PERRY	3	\$5,209.00	\$2,922.20	\$270.00	\$8,401.20
II	RANDOLPH	2	\$23,984.00	\$3,600.10	\$80.00	\$27,664.10
II	SAINT CLAIR	45	\$384,126.25	\$41,824.00	\$19,062.50	\$445,012.75
II	SHELBY	225	\$1,889,664.32	\$182,261.13	\$91,276.25	\$2,163,201.70

District	County	Students	Tuition	Books	Lab Fees	Total
II	SUMTER	2	\$11,421.00	\$872.20	\$450.00	\$12,743.20
II	TALLADEGA	12	\$63,938.75	\$6,663.42	\$937.00	\$71,539.17
II	TALLAPOOSA	84	\$630,451.73	\$65,315.52	\$17,991.25	\$713,758.50
III	TUSCALOOSA	389	\$3,111,766.05	\$305,697.56	\$115,089.32	\$3,532,552.93
III	BALDWIN	122	\$1,024,179.93	\$110,679.92	\$35,977.50	\$1,170,837.35
III	BARBOUR	5	\$45,282.50	\$2,976.10	\$559.00	\$48,817.60
III	BULLOCK	1	\$5,985.00	\$531.50	\$512.00	\$7,028.50
III	BUTLER	61	\$444,584.50	\$51,020.91	\$15,449.01	\$511,054.42
III	CLARKE	58	\$437,527.00	\$59,261.06	\$13,246.00	\$510,034.06
III	COFFEE	132	\$1,025,188.00	\$109,051.42	\$40,796.01	\$1,175,035.43
III	CONECUH	4	\$20,762.00	\$2,111.65	\$400.00	\$23,273.65
III	COVINGTON	54	\$357,488.00	\$35,927.34	\$13,841.55	\$407,256.89
III	CRENSHAW	2	\$10,352.00	\$525.45	\$0.00	\$10,877.45
III	DALE	168	\$1,029,037.73	\$124,512.27	\$44,284.55	\$1,197,834.55
III	ESCAMBIA	44	\$360,431.88	\$35,469.38	\$10,026.00	\$405,927.26
III	GENEVA	60	\$407,739.72	\$44,322.53	\$17,440.00	\$469,502.25
III	HOUSTON	206	\$1,300,456.73	\$146,787.75	\$45,170.41	\$1,492,414.89
III	LOWNDES	1	\$12,216.00	\$2,044.75	\$0.00	\$14,260.75
III	MACON	48	\$375,821.00	\$33,410.13	\$9,994.00	\$419,225.13
III	MOBILE	641	\$4,517,284.05	\$583,226.60	\$148,566.85	\$5,249,077.50
III	MONROE	18	\$144,539.00	\$17,476.39	\$5,060.00	\$167,075.39
III	MONTGOMERY	579	\$5,013,842.03	\$471,836.83	\$168,916.26	\$5,654,595.12
III	PIKE	60	\$432,431.50	\$45,923.01	\$20,324.25	\$498,678.76
III	RUSSELL	390	\$3,283,017.53	\$348,015.96	\$104,466.75	\$3,735,500.24
III	WASHINGTON	1	\$6,000.00	\$0.00	\$0.00	\$6,000.00
	CLAIMS	3	\$12,952.00	\$1,208.75	\$613.00	\$14,773.75
	HQ	2,429	\$25,366,446.72	\$2,190,106.29	\$834,898.02	\$28,391,451.03

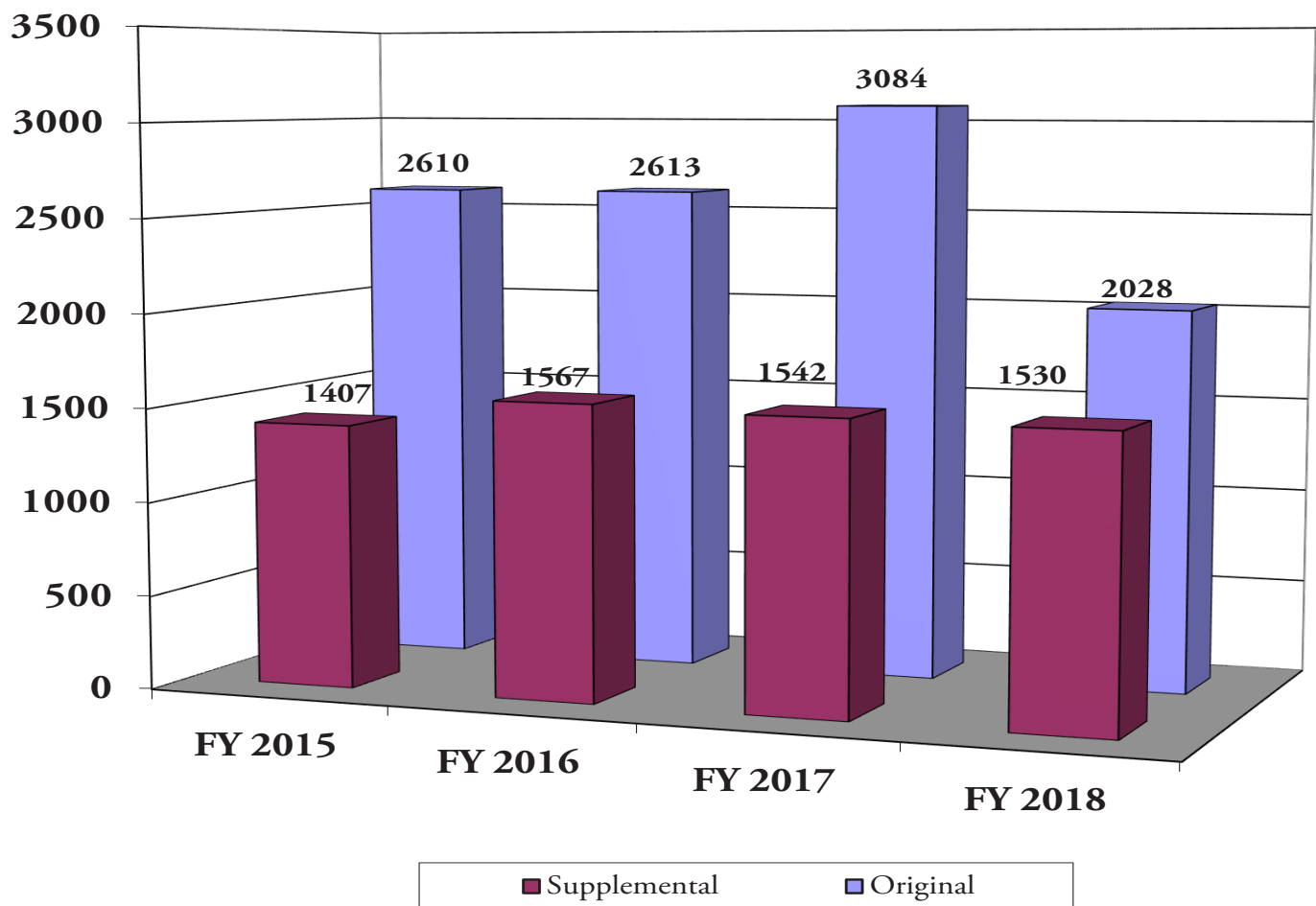
REPORT TOTAL	9,207	\$77,237,419.00	\$7,903,209.16	\$2,947,784.40	\$88,088,412.56
---------------------	--------------	------------------------	-----------------------	-----------------------	------------------------

District	Students	Tuition	Books	Lab Fees	Total
I	1,544	\$10,718,604.00	\$1,331,500.00	\$577,289.00	\$12,627,393.00
II	2,187	\$17,773,484.00	\$1,849,585.00	\$724,865.00	\$20,347,934.00
III	3,044	\$23,365,932.00	\$2,530,809.00	\$810,119.00	\$26,706,860.00
CLAIMS	3	\$12,952.00	\$1,208.75	\$613.00	\$14,773.75
HQ	2,429	\$25,366,446.72	\$2,190,106.29	\$834,898.02	\$28,391,451.03
REPORT TOTAL	9,207	\$77,237,419.00	\$7,903,209.16	\$2,947,784.40	\$88,088,412.56

Alabama Department of Veterans Affairs Activity by Quarter FY 2018

Activity Type	1st Quarter	2nd Quarter	3rd Quarter	4th Quarter	Total Type
DENIED	7	13	14	19	53
ORIGINALS	246	334	676	665	1,921
SUPPLEMENTALS	232	269	471	558	1,530
Total by Date	586	616	1,161	1,242	3,605

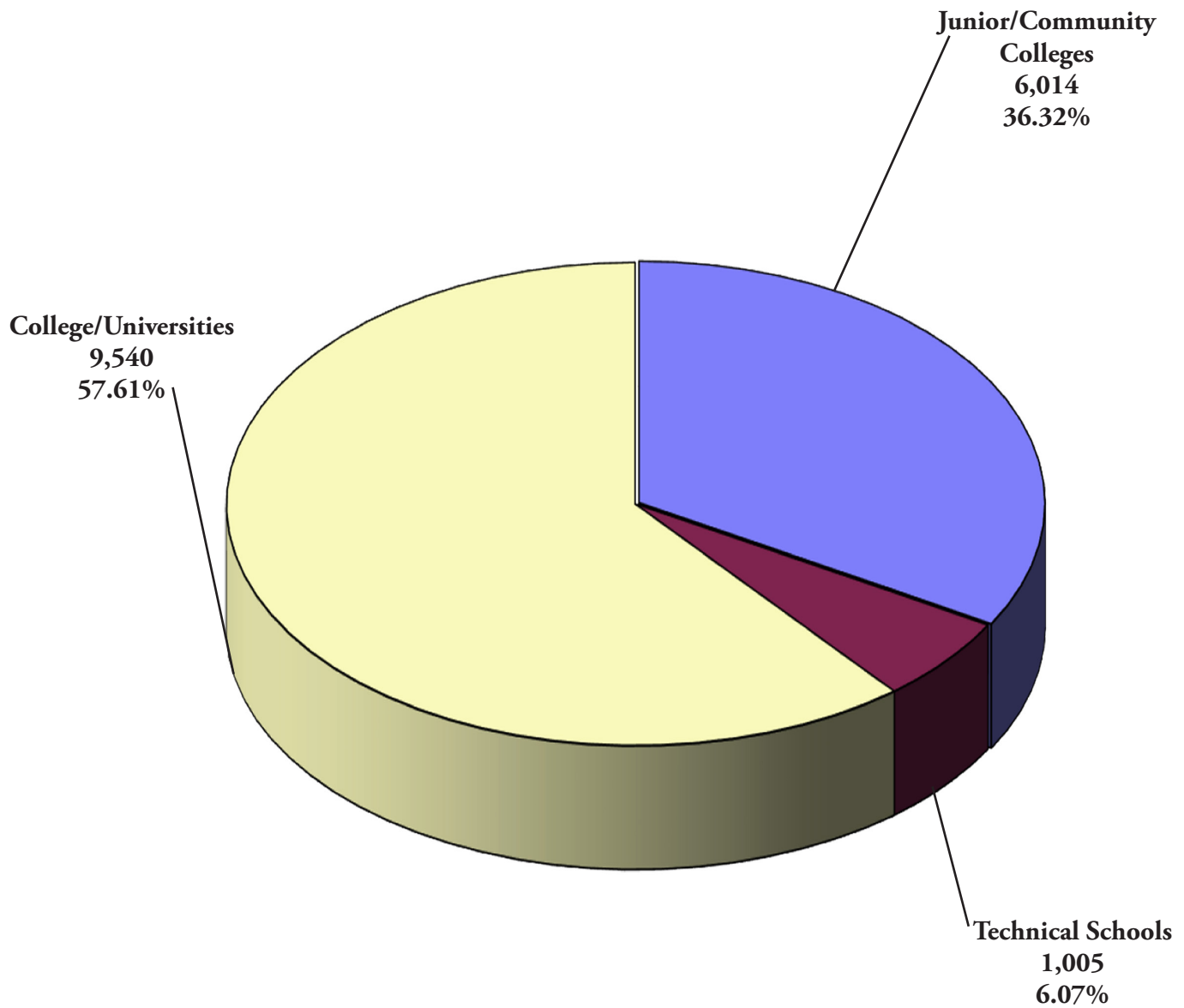
Growth Index Graph Original and Supplemental Applications



Student Distribution by School Type

October 1, 2017 - September 30, 2018

Total Students Enrolled
17,250



Alabama GI Dependent Scholarship Program FY 2018

Expenditures By School

School Name	Total # of Students	2018 Expenditures	Prior Year Invoices Paid in FY18	Total FY Expenditures
Alabama A&M University	329	\$ 2,733,263.35	\$ 224,016.33	\$ 2,957,279.68
Alabama State University	355	\$ 3,610,056.92	\$ 403,320.43	\$ 4,013,377.35
Athens State University	83	\$ 458,424.92	\$ 97,093.71	\$ 555,518.63
Auburn	864	\$ 9,897,237.97	\$ 5,288,665.74	\$ 15,185,903.71
Auburn University at Montgomery	389	\$ 3,261,817.08	\$ 462,417.13	\$ 3,724,234.21
Jacksonville State University	357	\$ 2,469,653.94	\$ 1,391,010.95	\$ 3,860,664.89
Troy University	989	\$ 7,152,275.18	\$ 767,697.10	\$ 7,919,972.28
University of Alabama	1,211	\$ 15,561,843.44	\$ 1,954,173.47	\$ 17,516,016.91
University of Alabama at Birmingham	743	\$ 8,176,698.13	\$ 1,024,347.64	\$ 9,201,045.77
University of Alabama at Huntsville	286	\$ 2,750,476.92	\$ 294,979.79	\$ 3,045,456.71
University of Montevallo	118	\$ 1,255,114.02	\$ 88,339.75	\$ 1,343,453.77
University of North Alabama	219	\$ 1,698,837.95	\$ 130,012.65	\$ 1,828,850.60
University of South Alabama	528	\$ 5,345,754.70	\$ 539,467.75	\$ 5,885,222.45
University of West Alabama	128	\$ 983,612.58	\$ 90,540.20	\$ 1,074,152.78
University Total:	6,599	\$ 65,355,067.10	\$ 12,756,082.64	\$ 78,111,149.74

Community/Tech College				
Bevill State Community College	113	\$ 336,759.14	\$ 76,867.20	\$ 413,626.34
Bishop State Community College	180	\$ 424,425.04	\$ 116,565.84	\$ 540,990.88
Calhoun Community College	345	\$ 838,981.68	\$ 155,204.45	\$ 994,186.13
Central AL Community College	32	\$ 93,304.30		\$ 93,304.30
Chattahoochee Valley Community College	152	\$ 378,127.72	\$ 139,892.13	\$ 518,019.85
Coastal Alabama Community College	233	\$ 694,555.97	\$ 82,097.34	\$ 776,653.31
Enterprise State Community College	127	\$ 350,144.78	\$ 74,656.06	\$ 424,800.84
Gadsden State Community College	158	\$ 386,089.20	\$ 61,969.55	\$ 448,058.75
J.F. Drake State Tech College	37	\$ 90,289.80		\$ 90,289.80
Jefferson State Comm College	248	\$ 569,524.24	\$ 135,329.60	\$ 704,853.84
Lawson State Community College	245	\$ 493,019.63	\$ 323,634.55	\$ 816,654.18
Lurleen B. Wallace Community College	57	\$ 171,276.00		\$ 171,276.00
Marion Military Institute	13	\$ 75,365.20		\$ 75,365.20
Northeast AL Community College	33	\$ 107,630.85		\$ 107,630.85
Northwest Shoals Community College	53	\$ 148,861.47		\$ 148,861.47
Reid State Tech College	11	\$ 37,825.48		\$ 37,825.48
Shelton State Community College	248	\$ 601,982.31	\$ 131,239.59	\$ 733,221.90
Snead State Community College	28	\$ 79,477.59		\$ 79,477.59
Southern Union State Community College	260	\$ 739,248.41	\$ 122,438.39	\$ 861,686.80
H. Council Trenholm State Tech College	207	\$ 542,753.56	\$ 142,249.61	\$ 685,003.17
Wallace Comm. College - Dothan	210	\$ 562,927.53	\$ 103,127.00	\$ 666,054.53
Wallace Comm. Coll.-Hanceville	119	\$ 345,171.62	\$ 55,138.01	\$ 400,309.63
Wallace Comm. College - Selma	63	\$ 154,092.51	\$ 35,019.47	\$ 189,111.98
Community/Tech College Totals:	3,172	\$ 8,221,834.03	\$ 1,755,428.79	\$ 9,977,262.82
Total:	9,771	\$ 73,576,901.13	\$ 14,511,511.43	\$ 88,088,412.56

ADVA Claims Division

FY 2018

Claims Reviewers	
VBMS/Rating Reviews	18,460
Terminal/Hardship/Homeless Claims	509
Incomplete Claims/Errors	848
Hearing Prep	653
646 Intake	775
VSO/AVSO/RO Inquiries	974
Walk-Ins/Phone Calls/E-Mails/Faxes	13,550
Correspondence	248
Appeals Resolved at VARO Level	389
Appeals Resolved at Board of Veterans Affairs (BVA) Level	223
BVA Remanded Cases	101
Total Appeal Decisions Reviewed	1,155
646's Completed	870
Hearings Scheduled (Current Month)	56
Hearings Scheduled (Forward)	440
Hearings Held (Current Month)	356
SEP Requests	0
Copy/Scanned Documents	2,280
D2D Submissions	22,996
D360 Portal Uploads	951
GI Bill Handouts	173
Ratings Decisions	9,505
Create Vetraspec Shell	164
Update Vetraspec Record	9,973
Retro DRO	\$11,844,873.00
Retro BVA	\$2,514,111.00
Retro Awards-BVA and VA Regional Office (VARO) Level	\$14,358,984.00

Actions and Services Rendered by ADVA County Offices During FY 2018

County	Letters/Emails Sent/Received	Contacts in Person/ Phone	C&P/ Other Death Claims Filed	Medical Benefits Filed	Insurance Benefits Filed	Education Benefits Filed	Home Owner Benefit Claims Filed	Misc Actions
Autauga	81	1,433	122	3	1	57	7	206
Baldwin	6,588	7,841	370	41	3	60	4	4,796
Barbour	991	871	212	19	6	24	4	1,072
Bibb	107	376	42	1	0	2	0	312
Blount	478	924	77	6	0	7	1	1,236
Bullock (Closed)								
Butler	136	871	46	17	1	18	10	352
Calhoun	3,113	7,092	702	87	23	126	30	10,800
Chambers (Closed)								
Cherokee (Closed)								
Chilton (Closed)								
Choctaw	216	1,361	265	43	0	3	9	129
Clarke	326	1,927	136	26	2	20	1	714
Clay (Closed)								

Actions and Services Rendered by ADVA County Offices During FY 2018

County	Letters/Emails Sent/Received	Contacts in Person/ Phone	C&P/ Other Death Claims Filed	Medical Benefits Filed	Insurance Benefits Filed	Education Benefits Filed	Home Owner Benefit Claims Filed	Misc Actions
Cleburne	1,688	1,802	106	16	1	5	0	851.5
Coffee	5,982	2,688	543	61	7	111	21	1,160
Colbert (Closed)	0	0	0	0	0	0	0	0
Conecuh	90	335	37	15	1	8	9	166
Coosa (Closed)								
Covington	1,196	3,330	274	47	8	23	7	6,650
Crenshaw (Closed)								
Cullman	1,644	5,067	412	51	2	42	5	6,550
Dale	3,409	5,776	805	79	20	102	15	3,564
Dallas	305	2,024	397	7	8	37	0	404
Dekalb	1,844	2,872	510	82	8	53	9	2,014
Elmore	241	1,849	132	14	1	49	5	410
Escambia	359	1,812	180	17	4	11	4	373
Etowah	2,776	8,103	834	108	7	60	37	7,521

Actions and Services Rendered by ADVA County Offices During FY 2018

County	Letters/Emails Sent/Received	Contacts in Person/ Phone	C&P/ Other Death Claims Filed	Medical Benefits Filed	Insurance Benefits Filed	Education Benefits Filed	Home Owner Benefit Claims Filed	Misc Actions
Fayette	633	982	382	49	0	15	42	676
Franklin	198	783	58	9	5	4	1	394
Geneva	522	3,035	365	19	6	29	7	559
Greene	34	57	11	0	0	0	0	23
Hale (Closed)								
Henry (Closed)								
Houston	4,437	10,055	582	105	10	154	25	3,617
Jackson	1,799	3,413	233	70	5	18	1	2,607
Jefferson (Bessemer)	367	2,404	269	3	1	30	0	2,145
Jefferson (Bham)	8,551	14,062	1,846	35	3	327	54	3,388
Lamar	420	615	326	49	0	4	39	584
Lauderdale	7,186	13,518	1,823	212	37	113	28	8,246
Lawrence (Closed)								
Lee	589	3,620	302	59	3	144	34	1,317

Actions and Services Rendered by ADVA County Offices During FY 2018

County	Letters/Emails Sent/Received	Contacts in Person/ Phone	C&P/ Other Death Claims Filed	Medical Benefits Filed	Insurance Benefits Filed	Education Benefits Filed	Home Owner Benefit Claims Filed	Misc Actions
Limestone	1,047	1,454	179	19	0	18	8	511
Lowndes (Closed)								
Macon	3,681	2,599	394	6	1	13	10	1,636
Madison	8,805	12,699	2,564	111	40	358	17	8,503
Marengo	1,398	2,206	1,090	66	2	34	16	328
Marion	2,890	3,251	150	14	0	5	1	1,287
Marshall	1,616	4,619	412	66	0	15	0	8,243
Mobile	3,789	10,334	926	27	2	175	43	2,656
Monroe	495	1,352	128	7	2	21	4	686
Montgomery	5,216	3,392	145	75	0	128	47	6,086
Morgan	3,488	7,689	449	50	5	57	13	1,083
Perry (Closed)								
Pickens	425	649	311	50	0	6	38	549
Pike	1,698	2,619	321	33	0	65	7	1,133

Actions and Services Rendered by ADVA County Offices During FY 2018

County	Letters/Emails Sent/Received	Contacts in Person/ Phone	C&P/ Other Death Claims Filed	Medical Benefits Filed	Insurance Benefits Filed	Education Benefits Filed	Home Owner Benefit Claims Filed	Misc Actions
Randolph	998	1,251	77	23	0	2	1	611
Russell	4,406	4,814	676	73	5	111	2	4,253
St. Clair	1,350	3,170	375	34	0	18	4	2,121
Shelby	428	9,982	1,429	103	0	77	17	3,047
Sumter (Closed)								
Talladega	47	1,441	90	19	0	4	0	214
Tallapoosa	220	2,263	316	18	0	22	0	376
Tuscaloosa	717	3,761	365	0	1	159	17	1,898
Walker	128	5,046	374	10	1	33	2	2,572
Washington (Closed)								
Wilcox (Closed)								
Winston (Closed)								
Total	99,148	195,489	23,170	2,154	232	2,977	656	120,630

FY18 Geographic Distribution of VA Expenditures (GDX)

FY18 Summary of Expenditures Expenditures in \$000s										
County/ Congressional District	Veteran Population*	Total Expenditure	Compensation & Pension	Construction	Education & Vocational Rehabilitation/ Employment	Loan Guaranty#	General Operating Expenses	Insurance & Indemnities	Medical Care	Unique Patients**
AUTAUGA	5,955	\$ 57,070	\$ 35,819	\$ -	\$ 5,085	\$ -	\$ -	\$ 288	\$ 15,878	1,563
BALDWIN	19,971	\$ 121,384	\$ 77,017	\$ -	\$ 8,057	\$ -	\$ -	\$ 1,366	\$ 34,943	4,902
BARBOUR	1,725	\$ 16,762	\$ 11,045	\$ -	\$ 586	\$ -	\$ -	\$ 182	\$ 4,949	590
BIBB	1,176	\$ 12,079	\$ 6,941	\$ -	\$ 230	\$ -	\$ -	\$ 40	\$ 4,868	442
BLOUNT	3,983	\$ 24,309	\$ 11,161	\$ -	\$ 756	\$ -	\$ -	\$ 25	\$ 12,368	1,110
BULLOCK	470	\$ 7,356	\$ 4,283	\$ -	\$ 91	\$ -	\$ -	\$ 50	\$ 2,932	222
BUTLER	1,436	\$ 14,732	\$ 8,782	\$ -	\$ 421	\$ -	\$ -	\$ 170	\$ 5,358	453
CALHOUN	10,713	\$ 91,394	\$ 61,648	\$ -	\$ 4,021	\$ -	\$ -	\$ 433	\$ 25,292	3,271
CHAMBERS	2,405	\$ 26,100	\$ 16,465	\$ -	\$ 1,036	\$ -	\$ -	\$ 247	\$ 8,353	777
CHEROKEE	1,819	\$ 15,109	\$ 8,670	\$ -	\$ 277	\$ -	\$ -	\$ 44	\$ 6,118	561
CHILTON	2,813	\$ 27,589	\$ 16,747	\$ -	\$ 819	\$ -	\$ -	\$ 186	\$ 9,836	858
CHOCTAW	806	\$ 9,851	\$ 7,371	\$ -	\$ 48	\$ -	\$ -	\$ 32	\$ 2,399	320
CLARKE	1,540	\$ 14,107	\$ 9,655	\$ -	\$ 249	\$ -	\$ -	\$ 141	\$ 4,062	508
CLAY	1,125	\$ 7,294	\$ 4,566	\$ -	\$ -	\$ -	\$ -	\$ 36	\$ 2,691	321
CLEBURNE	868	\$ 6,431	\$ 3,622	\$ -	\$ 26	\$ -	\$ -	\$ 6	\$ 2,777	263
COFFEE	7,277	\$ 82,284	\$ 61,113	\$ -	\$ 8,435	\$ -	\$ -	\$ 354	\$ 12,382	1,979
COLBERT	3,771	\$ 34,959	\$ 23,476	\$ -	\$ 958	\$ -	\$ -	\$ 281	\$ 10,244	1,372
CONECUH	888	\$ 11,091	\$ 6,730	\$ -	\$ 248	\$ -	\$ -	\$ 90	\$ 4,024	359
COOSA	864	\$ 10,079	\$ 6,038	\$ -	\$ 72	\$ -	\$ -	\$ 14	\$ 3,955	354
COVINGTON	3,159	\$ 26,315	\$ 17,809	\$ -	\$ 852	\$ -	\$ -	\$ 158	\$ 7,497	815
CRENSHAW	976	\$ 9,405	\$ 6,397	\$ -	\$ 282	\$ -	\$ -	\$ 75	\$ 2,650	295
CULLMAN	5,778	\$ 43,619	\$ 25,308	\$ -	\$ 1,561	\$ -	\$ -	\$ 220	\$ 16,529	1,483
DALE	7,041	\$ 64,691	\$ 46,265	\$ -	\$ 4,574	\$ -	\$ -	\$ 387	\$ 13,464	1,895
DALLAS	2,516	\$ 31,134	\$ 18,201	\$ -	\$ 896	\$ -	\$ -	\$ 146	\$ 11,891	1,010
DE KALB	3,612	\$ 28,539	\$ 17,067	\$ -	\$ 791	\$ -	\$ -	\$ 102	\$ 10,578	1,050
ELMORE	7,982	\$ 85,676	\$ 56,895	\$ -	\$ 5,589	\$ -	\$ -	\$ 656	\$ 22,537	2,295
ESCAMBIA	2,644	\$ 20,303	\$ 13,137	\$ -	\$ 487	\$ -	\$ -	\$ 262	\$ 6,418	732
ETOWAH	7,250	\$ 70,590	\$ 43,674	\$ -	\$ 1,760	\$ -	\$ -	\$ 279	\$ 24,878	2,508
FAYETTE	1,213	\$ 11,695	\$ 6,393	\$ -	\$ 347	\$ -	\$ -	\$ 48	\$ 4,908	504
FRANKLIN	1,491	\$ 10,384	\$ 7,385	\$ -	\$ 199	\$ -	\$ -	\$ 36	\$ 2,763	363
GENEVA	2,537	\$ 24,526	\$ 18,325	\$ -	\$ 762	\$ -	\$ -	\$ 140	\$ 5,299	827

FY18 Geographic Distribution of VA Expenditures (GDX)

FY18 Summary of Expenditures by State Expenditures in \$000s										
County/ Congressional District	Veteran Population*	Total Expenditure	Compensation & Pension	Construction	Education & Vocational Rehabilitation/ Employment	Loan Guaranty#	General Operating Expenses	Insurance & Indemnities	Medical Care	Unique Patients**
GREENE	478	\$ 7,157	\$ 3,868	\$ -	\$ 34	\$ -	\$ -	\$ 61	\$ 3,195	264
HALE	841	\$ 12,835	\$ 7,979	\$ -	\$ 311	\$ -	\$ -	\$ 94	\$ 4,451	429
HENRY	1,285	\$ 13,114	\$ 9,404	\$ -	\$ 390	\$ -	\$ -	\$ 68	\$ 3,252	399
HOUSTON	9,486	\$ 76,805	\$ 52,937	\$ -	\$ 4,947	\$ -	\$ -	\$ 528	\$ 18,393	2,800
JACKSON	3,391	\$ 23,457	\$ 14,486	\$ -	\$ 624	\$ -	\$ -	\$ 318	\$ 8,029	855
JEFFERSON	39,772	\$ 470,729	\$ 206,279	\$ 1,969	\$ 19,930	\$ -	\$ 2,116	\$ 3,642	\$ 236,792	15,201
LAMAR	914	\$ 8,999	\$ 5,653	\$ -	\$ 75	\$ -	\$ -	\$ 67	\$ 3,204	420
LAUDERDALE	7,030	\$ 46,312	\$ 31,272	\$ -	\$ 2,270	\$ -	\$ -	\$ 533	\$ 12,238	1,803
LAWRENCE	1,795	\$ 10,968	\$ 6,663	\$ -	\$ 275	\$ -	\$ -	\$ 39	\$ 3,992	460
LEE	11,074	\$ 133,071	\$ 84,092	\$ -	\$ 15,707	\$ -	\$ -	\$ 970	\$ 32,302	3,593
LIMESTONE	7,252	\$ 59,736	\$ 41,700	\$ -	\$ 5,471	\$ -	\$ -	\$ 423	\$ 12,141	1,866
LOWNDES	694	\$ 8,057	\$ 4,287	\$ -	\$ 164	\$ -	\$ -	\$ 47	\$ 3,560	235
MAGON	1,400	\$ 36,267	\$ 14,294	\$ -	\$ 849	\$ -	\$ 765	\$ 78	\$ 20,282	833
MADISON	35,901	\$ 282,276	\$ 196,695	\$ -	\$ 25,854	\$ -	\$ -	\$ 1,737	\$ 57,990	9,129
MARENGO	1,211	\$ 16,069	\$ 9,289	\$ -	\$ 404	\$ -	\$ -	\$ 164	\$ 6,212	615
MARION	1,848	\$ 13,559	\$ 8,379	\$ -	\$ 240	\$ -	\$ -	\$ 53	\$ 4,887	542
MARSHALL	6,775	\$ 47,769	\$ 29,828	\$ -	\$ 1,557	\$ -	\$ -	\$ 237	\$ 16,148	1,857
MOBILE	30,413	\$ 234,252	\$ 131,415	\$ -	\$ 15,617	\$ -	\$ 135	\$ 1,499	\$ 85,585	8,519
MONROE	1,273	\$ 13,059	\$ 7,188	\$ -	\$ 271	\$ -	\$ -	\$ 39	\$ 5,562	460
MONTGOMERY	19,035	\$ 285,980	\$ 144,065	\$ 216	\$ 16,747	\$ -	\$ 28,768	\$ 2,151	\$ 94,033	7,039
MORGAN	8,972	\$ 58,379	\$ 37,749	\$ -	\$ 2,741	\$ -	\$ -	\$ 407	\$ 17,481	1,872
PERRY	576	\$ 6,296	\$ 3,975	\$ -	\$ 30	\$ -	\$ -	\$ 37	\$ 2,253	213
PICKENS	1,178	\$ 18,756	\$ 9,954	\$ -	\$ 209	\$ -	\$ -	\$ 168	\$ 8,425	652
PIKE	2,226	\$ 23,045	\$ 13,744	\$ -	\$ 3,567	\$ -	\$ -	\$ 176	\$ 5,558	595
RANDOLPH	1,471	\$ 12,308	\$ 7,651	\$ -	\$ 426	\$ -	\$ -	\$ 26	\$ 4,206	480
RUSSELL	6,592	\$ 115,688	\$ 79,899	\$ 47	\$ 13,634	\$ -	\$ 1,181	\$ 677	\$ 20,250	2,908
SAINT CLAIR	6,534	\$ 48,533	\$ 25,224	\$ -	\$ 1,806	\$ -	\$ -	\$ 424	\$ 21,079	1,856
SHELBY	12,465	\$ 93,599	\$ 54,849	\$ 377	\$ 6,424	\$ -	\$ 1,291	\$ 831	\$ 29,827	3,095
SUMTER	612	\$ 8,951	\$ 4,889	\$ -	\$ 124	\$ -	\$ -	\$ 6	\$ 3,932	268
TALLADEGA	5,888	\$ 43,435	\$ 25,128	\$ -	\$ 1,402	\$ -	\$ -	\$ 269	\$ 16,636	1,866
TALLAPOOSA	3,303	\$ 31,171	\$ 19,546	\$ -	\$ 961	\$ -	\$ -	\$ 133	\$ 10,531	998

FY18 Geographic Distribution of VA Expenditures (GDX)

FY18 Summary of Expenditures by State Expenditures in \$000s										
County/ Congressional District	Veteran Population*	Total Expenditure	Compensation & Pension	Construction	Education & Vocational Rehabilitation/ Employment	Loan Guaranty#	General Operating Expenses	Insurance & Indemnities	Medical Care	Unique Patients**
TUSCALOOSA	11,009	\$ 166,342	\$ 64,556	\$ 3,222	\$ 9,542	\$ -	\$ 1,030	\$ 931	\$ 87,061	5,302
WALKER	4,330	\$ 42,654	\$ 25,293	\$ -	\$ 952	\$ -	\$ -	\$ 128	\$ 16,281	1,500
WASHINGTON	930	\$ 8,924	\$ 6,113	\$ -	\$ 141	\$ -	\$ -	\$ 20	\$ 2,649	300
WILCOX	520	\$ 6,448	\$ 4,153	\$ -	\$ 115	\$ -	\$ -	\$ 79	\$ 2,101	185
WINSTON	1,615	\$ 12,075	\$ 7,267	\$ -	\$ 313	\$ -	\$ -	\$ 51	\$ 4,444	458
ALABAMA (Totals)	365,895	\$ 3,513,932	\$ 2,057,767	\$ 5,831	\$ 203,641	\$ -	\$ 35,286	\$ 23,602	\$ 1,187,805	113,869
CONG. DIST (01)	55,901	\$ 403,186	\$ 239,068	\$ -	\$ 24,682	\$ -	\$ 135	\$ 3,247	\$ 136,054	15,083
CONG. DIST (02)	65,192	\$ 708,004	\$ 446,035	\$ -	\$ 47,047	\$ -	\$ 29,533	\$ 4,762	\$ 180,627	19,419
CONG. DIST (03)	55,893	\$ 602,718	\$ 371,628	\$ 2,113	\$ 42,622	\$ -	\$ 1,181	\$ 3,660	\$ 181,513	18,796
CONG. DIST (04)	43,960	\$ 375,154	\$ 226,039	\$ 116	\$ 11,766	\$ -	\$ -	\$ 1,806	\$ 135,427	13,903
CONG. DIST (05)	62,524	\$ 470,044	\$ 321,804	\$ -	\$ 36,956	\$ -	\$ -	\$ 3,415	\$ 107,868	15,522
CONG. DIST (06)	42,002	\$ 360,098	\$ 203,939	\$ 534	\$ 18,783	\$ -	\$ 1,291	\$ 3,022	\$ 132,529	11,991
CONG. DIST (07)	40,423	\$ 594,729	\$ 249,254	\$ 3,068	\$ 21,785	\$ -	\$ 3,146	\$ 3,690	\$ 313,787	19,155
ALABAMA (Totals)	365,895	\$ 3,513,932	\$ 2,057,767	\$ 5,831	\$ 203,641	\$ -	\$ 35,286	\$ 23,602	\$ 1,187,805	113,869
Notes:										
* Veteran population estimates, as of September 30, 2018, are produced by the VA Predictive Analytics and Actuary Service (VetPop 2016).										
# Prior to FY 08, "Loan Guaranty" expenditures were included in the Education & Vocational Rehabilitation and Employment (E&VRE) programs. Currently, all "Loan Guaranty" expenditures are attributed to Travis County, TX, where all Loan Guaranty payments are processed. VA will continue to improve data collection for future GDX reports to better distribute loan expenditures at the state, county and congressional district levels.										
** Unique patients are patients who received treatment at a VA health care facility. Data are provided by the Allocation Resource Center (ARC). Expenditure data sources: USA Spending.gov for Compensation & Pension (C&P) and Education and Vocational Rehabilitation and Employment (EVR&E) Benefits; Veterans Benefits Administration Insurance Center for the Insurance costs; the VA Financial Management System (FMS) for Construction, Medical Research, General Operating Expenses, and certain C&P and Readjustment data; and the Allocation Resource Center (ARC) for Medical Care costs.										
1. Expenditures are rounded to the nearest thousand dollars. For example, \$500 to \$1,000 are rounded to \$1; \$0 to \$499 are rounded to \$0; and "\$-" = 0 or no expenditures.										
2. The Compensation & Pension expenditures include dollars for the following programs: veterans' compensation for service-connected disabilities; dependency and indemnity compensation for service-connected deaths; veterans' pension for non-service-connected disabilities; and burial and other benefits to veterans and their survivors.										
3. Medical Care expenditures include dollars for medical services, medical administration, facility maintenance, educational support, research support, and other overhead items. Medical Care expenditures do not include dollars for construction or other non-medical support.										
4. Medical Care expenditures are allocated to the patient's home location, not the site of care.										

Alabama State Veterans Homes

The State of Alabama Department of Veterans Affairs (ADVA) operates four veterans homes throughout the state. The Bill Nichols State Veterans Home opened in 1989 and is located in Alexander City. The home is licensed for 150 skilled nursing beds. The Floyd E. Tut Fann State Veterans Home opened in 1995 and is located in Huntsville. The home is licensed for 150 skilled nursing beds. The William F. Green State Veterans Home opened in 1995 also and is located in Bay Minette. The home is licensed for 150 skilled nursing beds. The fourth home is the Col. Robert L. Howard State Veterans Home which opened in November 2012 in Pell City. The home is licensed for 174 skilled nursing beds and 80 domiciliary/assisted living beds.

The ADVA contracts with a private management company to operate the state veterans homes. There is an on-site director at each of the homes for contract oversight on behalf of ADVA. The current healthcare contractor for Bill Nichols, Tut Fann and W.F. Green State Veterans Homes is HMR of Alabama, Inc. The contract period for this contract began July 1, 2014 and continues through June 30, 2019. The healthcare contractor for Col. Robert L. Howard State Veterans Home is also HMR of Alabama, Inc. The contract began March 1, 2012 and ended February 28, 2017. A request for proposal (RFP) was advertised and HMR of Alabama was selected by the State Board of Veterans Affairs (Board). The new contract was approved by the Legislative Contract Review Committee and signed by the governor. The new contract period is March 1, 2017 through February 28, 2022.

The eligibility criteria to be admitted into the State Veterans Home Program include the following:

- Applicants must be honorably discharged from military service with a minimum of 90 days of active service. Veterans who enlisted after September 7, 1980 and those commissioned after October 16, 1981 must have served a minimum of 24 continuous months or the full period for which the person was called and have been honorably discharged. Active duty service means full-time service other than active duty for training. Veterans with wartime service are given preference over peacetime veterans.
- Applicants must meet the qualifications as set forth by the U.S. Department of Veterans Affairs criteria for skilled nursing care.
- Applicants must have been a resident of Alabama for the immediate past 12 months.
- Applicants may not have medical or nursing care needs that the home is not equipped to provide. This may include diagnosis/behavioral traits that may prove dangerous to the well-being of self or others.
- Peacetime veterans may be admitted on a space available basis, but will not be placed before a wartime veteran.
- Veterans listed on the Sex Offender Registry or in a felony fugitive status shall not be admitted to a state veterans home.

Applications are available by contacting the local County Veteran Service Officer, by contacting the director at the veterans home, or by downloading from the department's website: (www.va.alabama.gov).

For the period of October 1, 2017 through September 30, 2018, the occupancy rates for the homes are as follows:

Bill Nichols State Veterans Home	99%
Tut Fann State Veterans Home	99%
William F. Green State Veterans Home	98%
Col. Howard State Veterans Home (skilled)	99%
Col. Howard State Veterans Home (Dom)	97%

Applications are received and reviewed by the Admissions Committee at the veterans home as well as the Federal VA for approval. Applications are date stamped and added to the waiting list in the order they are received. At times, an applicant may be denied admission for several reasons; however, there is an appeals process in place to ensure full consideration is given every veteran.

	Bill Nichols	Tut Fann	W. F. Green	Col. Howard	
	SNF	SNF	SNF	SNF	DOM
Admissions	79	109	104	55	35
Discharges	10	13	34	1	29
Deaths	66	99	69	56	6
Applications	246	341	270	112	70

The Bill Nichols State Veterans Home is beginning its 29th year of operation. William F. Green and Tut Fann State Veterans Homes are in their 23rd year of operation. The Col. Robert L. Howard State Veterans Home is beginning its 6th year of operation. The residents at each of the homes enjoy a full range of activities both on site and out of the facility. Special programs are dedicated to Veterans Day and Memorial Day and other veteran specific celebrations.

Some improvements made in the homes this year included the following:

Bill Nichols replaced all of the laundry commercial washers and dryers; installed equipment in the dayrooms to improve meal delivery system on the resident floors; made improvements to the Code Alert Wandering system; replaced ice/water dispenser; completed television and wall mount project for 2nd floor; purchased bath shower trolley and shower chair for an additional roll-in shower room; installed shutoff valves for plumbing system; and replaced three water source heat pumps.

Tut Fann purchased new wardrobes and nightstands for all resident rooms; and purchased two patient lifts, a recumbent stepper for therapy and an ice/water dispenser. Additionally, purchases were made to replace the dish machine, phone system and cooling tower. Repairs were made to HVAC units and generator due to a power surge to the building, epoxy floor placed in kitchen cooler/freezer units and window tint replaced in breezeways.

W.F. Green purchased shelving for the kitchen pantry, a new heated holding cabinet and replaced several HVAC units. Repairs were due to lightning strike that affected the fire panel, HVAC units and the generator.

R.L. Howard purchased 92 new high back stackable dining chairs, replaced dayroom furniture for one of the memory care units, purchased outdoor furniture for bird sanctuary and replaced a couple of ice/water dispensers. Repairs were made to the nurse call system and cooling tower. Additional catwalks were installed for access to air units in attic space and the parking lot was repaved and striped.

Expenditures for Repair / Maintenance and Equipment	
Bill Nichols State Veterans Home	\$ 202,883.97
Tut Fann State Veterans Home William	\$ 557,643.38
F. Green State Veterans Home Robert L.	\$ 44,854.12
<u>Howard State Veterans Home</u>	<u>\$ 149,902.11</u>
TOTAL FY '18 EXPENDITURES	\$ 995,284.08

The ADVA received notice of funding for the two VA State Home Construction Grants we had pending. The projects are for the Interior Improvement Projects at Tut Fann State Veterans Home in Huntsville and William F. Green State Veterans Home in Bay Minette. Williams-Blackstock Architects completed design documents and received approval from the Alabama Building Commission and the Alabama Department of Public Health. Potential contractors were pre-qualified. The bid opening for each project was held September 25, 2018. Rolin Construction was awarded the project for William F. Green State Veterans Home and Chase Building Group was awarded the project for Tut Fann State Veterans Home.

A feasibility study was conducted to assess the healthcare needs of Alabama's veterans. The contract was awarded to Public Consulting Group, Inc. They have extensive experience conducting similar studies with other veterans homes and municipalities. A kick-off meeting was held in March to determine what was needed to have a successful study and timeframe of deliverables. Information was collected and reviewed to determine demographics of veterans by county throughout Alabama and determine current veterans healthcare resources throughout the state. A determination was made that there was a need for a 5th state veterans home and the greatest unmet need was in southeast Alabama. The study also looked at projected operating costs, available workforce and accessibility. The final report was presented at the October 2018 State Board of Veterans Affairs Meeting.

Bill Nichols State Veterans Home, Tut Fann State Veterans Home, William F. Green State Veterans Home and Col. Robert L Howard State Veterans Home are fully licensed and in compliance with healthcare standards of the Federal VA and the Alabama Department of Public Health. Most notably for the year each of the homes received a deficiency free report from their annual VA Inspection.



Robert Curl enjoys a game of volleyball at Col. Robert L. Howard SVH during National Nursing Home Week



Maj. Gen. Neil Thurgood speaks with veteran Gary Hallman at the Tut Fann SVH Memorial Day program.



New cooling tower lowered into place at Tut Fann SVH.



Tut Fann SVH veterans Orville Weaver, William Hitt and Charles Hubbard attend Black Tie Charity Ball in Huntsville.



WF Green SVH resident Roy Jarmin enjoys a day of fishing.



New meal delivery system added to dayrooms at Bill Nichols SVH.

Bill Nichols State Veterans Home

FY 2018 Resident Demographics

By Age:

40-49: 00	80-89: 62
50-59: 00	90-99: 40
60-69: 09	100+ : 00
70-79: 38	

By Sex:

Male	144
Female	5
Total	149

By Race:

White	116
Black	33
Other	00

Demographics by County of Residence:

Autauga	02	Coosa	05	Lowndes	01	Randolph	02
Barbour	01	Covington	01	Macon	05	Russell	03
Blount	02	Dale	01	Madison	01	Shelby	06
Butler	01	Dekalb	02	Marshall	01	St. Clair	01
Calhoun	03	Elmore	09	Mobile	02	Talladega	13
Chambers	04	Etowah	02	Montgomery	26	Tallapoosa	20
Cherokee	01	Houston	01	Morgan	00	Tuscaloosa	00
Chilton	06	Jefferson	11	Pickens	00	Walker	01
Clay	01	Lee	12	Pike	00	Wilcox	01
Choctaw	01						

Admissions/Discharges by Month:

PFYs**	Admitted	2205	Discharged	376	Deaths	1683
Oct 2017	Admitted	10	Discharged	01	Deaths	05
Nov 2017	Admitted	04	Discharged	00	Deaths	04
Dec 2017	Admitted	06	Discharged	02	Deaths	07
Jan 2018	Admitted	09	Discharged	01	Deaths	07
Feb 2018	Admitted	07	Discharged	00	Deaths	08
Mar 2018	Admitted	07	Discharged	00	Deaths	04
Apr 2018	Admitted	05	Discharged	00	Deaths	06
May 2018	Admitted	05	Discharged	00	Deaths	04
Jun 2018	Admitted	04	Discharged	01	Deaths	04
Jul 2018	Admitted	08	Discharged	03	Deaths	08
Aug 2018	Admitted	07	Discharged	02	Deaths	05
Sept 2018	Admitted	07	Discharged	00	Deaths	04

TOTALS TO DATE:	2284	386	1749
------------------------	------	-----	------

Wartime Era Service (will exceed total number of Residents due to service in multiple wartime eras)

WWII: 35	Korea: 67	Vietnam: 63	Ex-POW: 01	Gulf War: 05	Peacetime: 00
----------	-----------	-------------	------------	--------------	---------------

Floyd E. “Tut” Fann State Veterans Home

FY 2018 Resident Demographics

By Age:

20-29:	00	60-69:	14
30-39:	00	70-79:	32
40-49:	00	80-89:	63
50-59:	1	90-99:	35

By Sex:

Male	140
Female	5
TOTAL	145

By Race:

White	127
Black	15
Other	03

Demographics by County of Residence:

Blount	1	DeKalb	04	Lawrence	04	Morgan	15
Calhoun	4	Etowah	02	Limestone	11	Shelby	00
Colbert	2	Jackson	04	Madison	73	Talladega	00
Cullman	1	Jefferson	04	Marshall	08	Tuscaloosa	01
Dale	1	Lauderdale	06	Montgomery	02	Winston	00
Cherokee	1	Geneva	01				

Admissions/Discharges by Month:

PFYs**	Admitted	1783	Discharged	258	Deaths	1377
Oct 17	Admitted	08	Discharged	0	Deaths	07
Nov 17	Admitted	10	Discharged	1	Deaths	11
Dec17	Admitted	13	Discharged	1	Deaths	11
Jan 18	Admitted	11	Discharged	*	Deaths	12
Feb 18	Admitted	11	Discharged	1	Deaths	09
Mar 18	Admitted	14	Discharged	*	Deaths	12
Apr 18	Admitted	02	Discharged	*	Deaths	02
May 18	Admitted	06	Discharged	2	Deaths	07
Jun 18	Admitted	08	Discharged	2	Deaths	04
July 18	Admitted	09	Discharged	2	Deaths	07
Aug 18	Admitted	11	Discharged	4	Deaths	08
Sept 18	Admitted	06	Discharged	*	Deaths	09

TOTALS TO DATE: 1892 271 1476

Wartime Era Service (will exceed total number of Residents due to service in multiple wartime eras)

WWII: 32 Korea: 64 Vietnam: 65 Ex-POW: 1 Gulf War: 46 Peacetime: 0

As of: September 30, 2018

Total Residents: 145

William F. Green State Veterans Home

FY 2018 Resident Demographics

By Age:

30-39: 00	70-79: 36
40-49: 01	80-89: 56
50-59: 01	90-100 39
60-69: 17	

By Sex:

Male: 145
Female: 05
Total 150

By Race:

White: 125
Black: 25
Other 00

Demographics by County of Residence:

Autauga 01	Covington 05	Mobile 55
Baldwin 54	Crenshaw 01	Monroe 05
Bibb 00	Dale 01	Montgomery 02
Blount 00	Escambia 05	Morgan 02
Butler 01	Etowah 00	Ozark 00
Calhoun 01	Fayette 00	Russell 00
Chambers 00	Henry 00	Shelby 01
Choctaw 03	Houston 03	St. Clair 00
Clarke 02	Jefferson 06	Talladega 00
Conecuh 10	Limestone 00	Tallapoosa 00
Coffee 00	Madison 00	Washington 01
Coosa 00	Marshall 00	Walker 00

Admissions/Discharges/Deaths by Month:

PFYs	Admitted 1,936	Discharged 394	Deaths 1,392
Oct 17	Admitted 07	Discharged 02	Deaths 05
Nov 17	Admitted 13	Discharged 05	Deaths 09
Dec 17	Admitted 08	Discharged 03	Deaths 03
Jan 18	Admitted 08	Discharged 02	Deaths 08
Feb 18	Admitted 11	Discharged 05	Deaths 04
Mar 18	Admitted 04	Discharged 01	Deaths 03
Apr 18	Admitted 08	Discharged 03	Deaths 07
May 18	Admitted 13	Discharged 02	Deaths 10
Jun 18	Admitted 05	Discharged 03	Deaths 03
Jul 18	Admitted 06	Discharged 02	Deaths 04
Aug 18	Admitted 07	Discharged 03	Deaths 03
Sep 18	Admitted 12	Discharged 02	Deaths 10

TOTALS TO DATE: 2,038 427 1,461

Wartime Era Service (will exceed total number of Residents due to service in multiple wartime eras)

WWII: 41 Korea: 49 Vietnam: 70 Ex-POW: 0 Gulf War: 4 Peacetime: 0

As of September 30, 2018

Total Residents: 150

Col. Robert L. Howard State Veterans Home

Domiciliary

FY 2018 Resident Demographics

By Age:

40-49: 00	70-79: 15	100: 01
50-59: 00	80-89: 33	
60-69: 06	90-00: 23	

By Sex:

Male	73
Female	05
Total	78

By Race:

White	76
Black	02
Total	78

Demographics by County of Residence:

Autauga	01	Cleburne	00	Henry	00	Randolph	00
Baldwin	00	Colbert	00	Jefferson	18	Shelby	11
Barbour	01	Coosa	00	Lee	00	St. Clair	17
Blount	00	Cullman	01	Madison	01	Talladega	06
Butler	00	Dallas	00	Marshall	00	Tuscaloosa	01
Calhoun	12	Dekalb	00	Montgomery	00	Walker	01
Cherokee	00	Elmore	03	Morgan	00	Winston	00
Clay	00	Etowah	05	Pike	00		

Admissions/Discharges by Month:

PFYs**	Admitted	230	Discharged	134	Deaths	13
Oct 17	Admitted	01	Discharged	01	Deaths	00
Nov 17	Admitted	01	Discharged	01	Deaths	00
Dec 17	Admitted	01	Discharged	00	Deaths	01
Jan 18	Admitted	04	Discharged	05	Deaths	01
Feb 18	Admitted	04	Discharged	02	Deaths	01
Mar 18	Admitted	06	Discharged	03	Deaths	00
Apr 18	Admitted	01	Discharged	03	Deaths	00
May 18	Admitted	05	Discharged	04	Deaths	00
Jun 18	Admitted	01	Discharged	01	Deaths	00
Jul 18	Admitted	04	Discharged	02	Deaths	02
Aug 18	Admitted	04	Discharged	04	Deaths	01
Sept 18	Admitted	03	Discharged	03	Deaths	00

TOTALS TO DATE:	265	163	0019
------------------------	-----	-----	------

Wartime Era Service (will exceed total number of Residents due to service in multiple wartime eras)

WWII: 15	Korea: 39	Vietnam: 30	Ex-POW: 00	Gulf War: 40	Peacetime: 00
----------	-----------	-------------	------------	--------------	---------------

As of September 30, 2018

Total Residents: 78

Col. Robert L. Howard State Veterans Home

Skilled Nursing Facility

FY 2018 Resident Demographics

By Age:

40-49: 02	70-79: 23	100-01
50-59: 01	80-89: 76	
60-69: 09	90-00: 61	

By Sex:

Male	163
Female	10
Total	173

By Race:

White	152
Black	21
Total	173

Demographics by County of Residence:

Bibb	00	Colbert	02	Jefferson	54	Randolph	00
Blount	04	Covington	01	Lee	03	Shelby	21
Butler	01	Cullman	01	Limestone	01	St. Clair	23
Calhoun	24	Dale	00	Madison	05	Talladega	07
Cherokee	00	Dekalb	01	Marshall	00	Tallapoosa	01
Chilton	01	Elmore	01	Montgomery	04	Tuscaloosa	00
Clay	02	Etowah	13	Morgan	00	Walker	01
Coffee	01	Jackson	01	Pike	00	Wilcox	00

Admissions/Discharges by Month:

PFYs**	Admitted	485	Discharged	48	Deaths	263
Oct 17	Admitted	02	Discharged	00	Deaths	01
Nov 17	Admitted	02	Discharged	00	Deaths	02
Dec 17	Admitted	03	Discharged	00	Deaths	03
Jan 18	Admitted	10	Discharged	00	Deaths	11
Feb 18	Admitted	03	Discharged	01	Deaths	03
Mar 18	Admitted	08	Discharged	00	Deaths	08
Apr 18	Admitted	04	Discharged	00	Deaths	08
May 18	Admitted	06	Discharged	00	Deaths	03
Jun 18	Admitted	04	Discharged	00	Deaths	03
July 18	Admitted	03	Discharged	00	Deaths	05
Aug 18	Admitted	07	Discharged	00	Deaths	06
Sept 18	Admitted	03	Discharged	00	Deaths	03

TOTALS TO DATE:	540	049	319
------------------------	-----	-----	-----

Wartime Era Service (will exceed total number of Residents due to service in multiple wartime eras)

WWII: 353 Korea: 676 Vietnam: 48 Ex-POW: 00 Gulf War: 03 Peacetime: 02

As of September 30, 2018

Total Residents: 173

**Bill Nichols, Tut Fann, WF Green and
Col. Robert L. Howard
State Veterans Home
Daily Rate - FY 2018**

Bill Nichols, Tut Fann, & William F. Green State Veterans Homes		
<i>Effective date</i>	10/1/2017*	7/1/2018**
Federal Per Diem	\$107.16	\$107.16
State Per Diem	\$93.46	\$98.76
Veteran	\$11.64	\$11.64
Total Daily Rate	\$212.26	\$217.56

Col. Robert L. Howard State Nursing Home (Skilled Care Nursing)		
<i>Effective date</i>	10/1/2017*	7/1/2018**
Federal Per Diem	\$107.16	\$107.16
State Per Diem	\$94.79	\$100.44
Veteran	\$24.00	\$24.00
Total Daily Rate	\$225.95	\$231.60

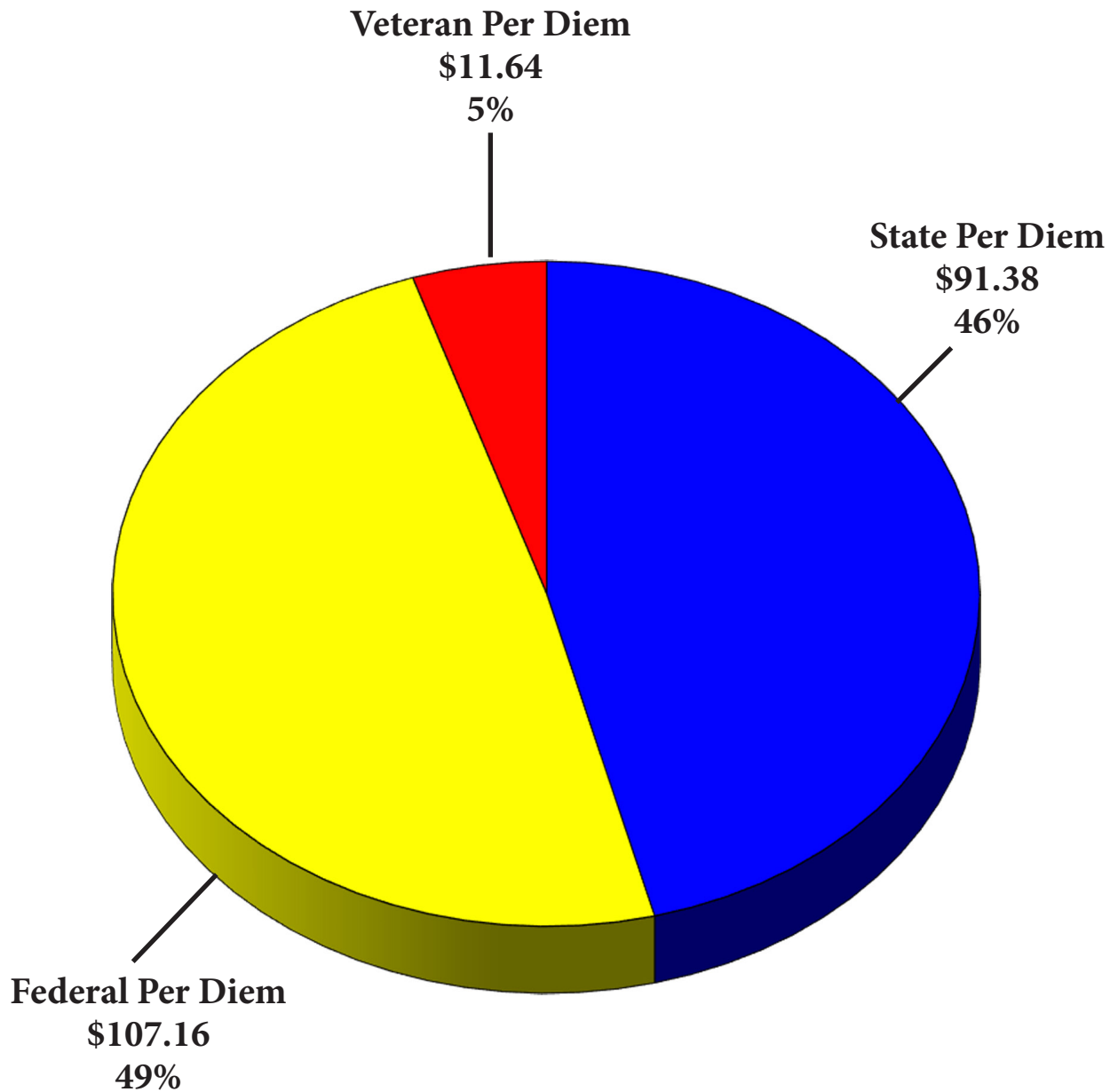
Col. Robert L. Howard State Veterans Home (Domiciliary)		
<i>Effective date</i>	10/1/2017*	7/1/2018**
Federal Per Diem	\$46.25	\$46.25
State Per Diem	\$72.44	\$76.01
Veteran	\$24.00	\$24.00
Total Daily Rate	\$142.69	\$146.26

Veterans who are 70–100% Service Connected Disabled or are being treated for a service connected condition receive care in the Veterans Home at rate established and paid for by the

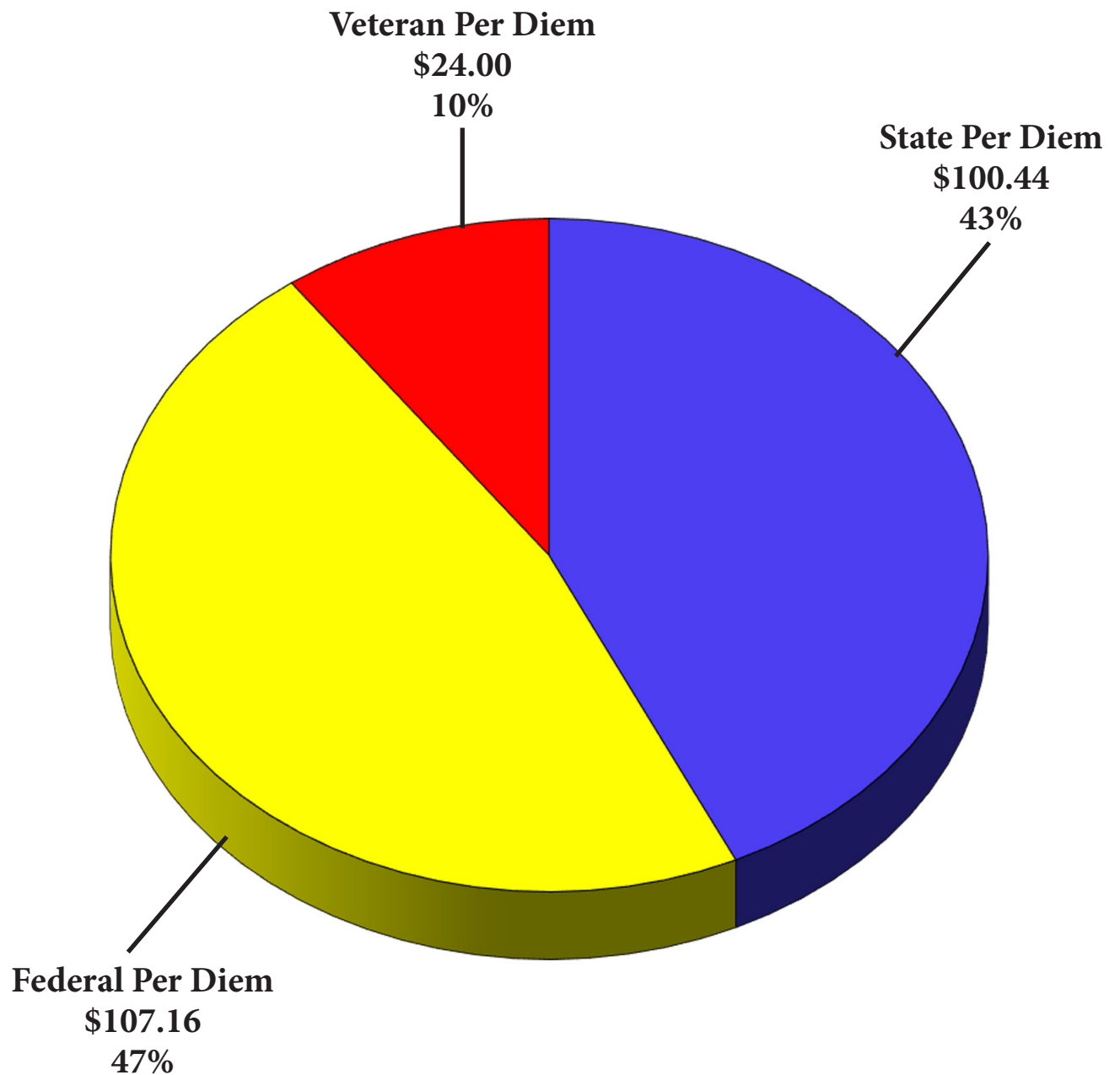
**Increase in VA per diem*

*** COLA increase to contract*

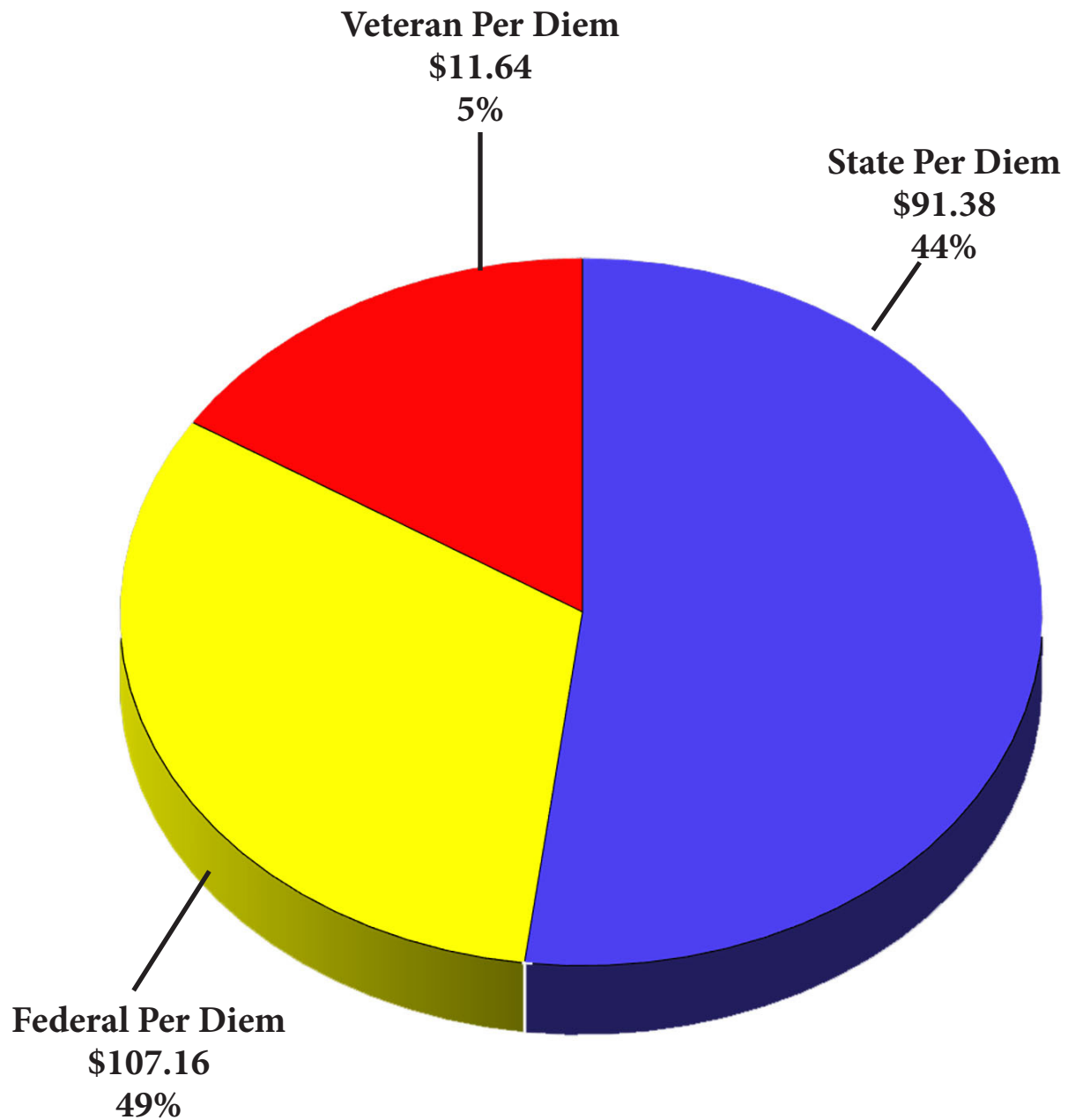
Bill Nichols, Tut Fann and WF Green
State Veterans Home
Cost Per Day - \$217.56
Effective July 1, 2018



Col. Robert L. Howard State Veterans Home
Skilled Nursing Facility
Cost Per Day - \$225.95
Effective March 1, 2018



Col. Robert L. Howard State Veterans Home
Domiciliary
Cost Per Day - \$142.69
Effective March 1, 2018



Alabama State Veterans Memorial Cemetary at Spanish Fort



Burials

October 1, 2017–September 30, 2018

Total Interments:	337
Total Veterans Interred:	277
Total Spouses Interred:	58
Total Casket Interments:	234
Total Cremains Interments:	102
Total Dependents Interred:	2

The Alabama State Veterans Memorial Cemetery at Spanish Fort, dedicated on December 7, 2012, serves as a reminder of the sacrifices made by Americans while defending the nation's freedom. The cemetery sits on over 120 acres of land and includes an administration building, maintenance facility, committal shelter and a memorial walk. There are a total of 5,000 graves with in ground crypts, traditional graves, columbarium niches and a scatter garden. We anticipate that the cemetery will have available plots for internments for the next 100 years.

The first veteran burial service was on April 19, 2013. Eventually the cemetery will be the final resting place for more than 190,000 veterans, their spouses, and their eligible dependents. In 2016 the columbarium was expanded from 128 to 768 vaults. Last year the in ground cremation section was expanded to 400 new grave sites and the memorial wall and scatter garden added 100 new sites. Both sections should be ready for interments in March of 2019.

During Memorial Day, flags were placed on all burial sites and at the front entrance of the cemetery by dozens of Boy and Girl Scouts representing several troops and some members of the Patriot Guard Riders. This special recognition honored the veterans who paid the ultimate sacrifice in service of our country. The Boy and Girl Scouts also place a four-inch wreath on an American flag on every grave the second Saturday in December.

STATE OF ALABAMA DEPARTMENT OF VETERANS AFFAIRS

Our Mission

To promote awareness, assist eligible veterans, their families, and survivors to receive from the U. S. Federal and State Governments any and all benefits to which they may be entitled under existing laws or those to be enacted.

Our Vision

To ensure that all veterans and their families understand and receive all the benefits, support, care, and recognition that they have earned and are entitled to, by expertly administering all current programs, anticipating future needs and taking appropriate action to meet these needs.

Our Core Values

Professionalism – Provide accurate and timely assistance and information in a manner consistent with the core values of the Department of Veterans Affairs.

Integrity – Provide fair, honest, and objective advocacy in an ethical manner while displaying the highest standard of conduct both on and off duty.

Compassion – Consistently demonstrate care, concern and understanding in every encounter.

Commitment – Fully dedicated to develop yourself to become the best you can be in carrying out the mission of the department.

Teamwork – Everyone working together in a positive and productive manner to accomplish the mission and goals of the department.

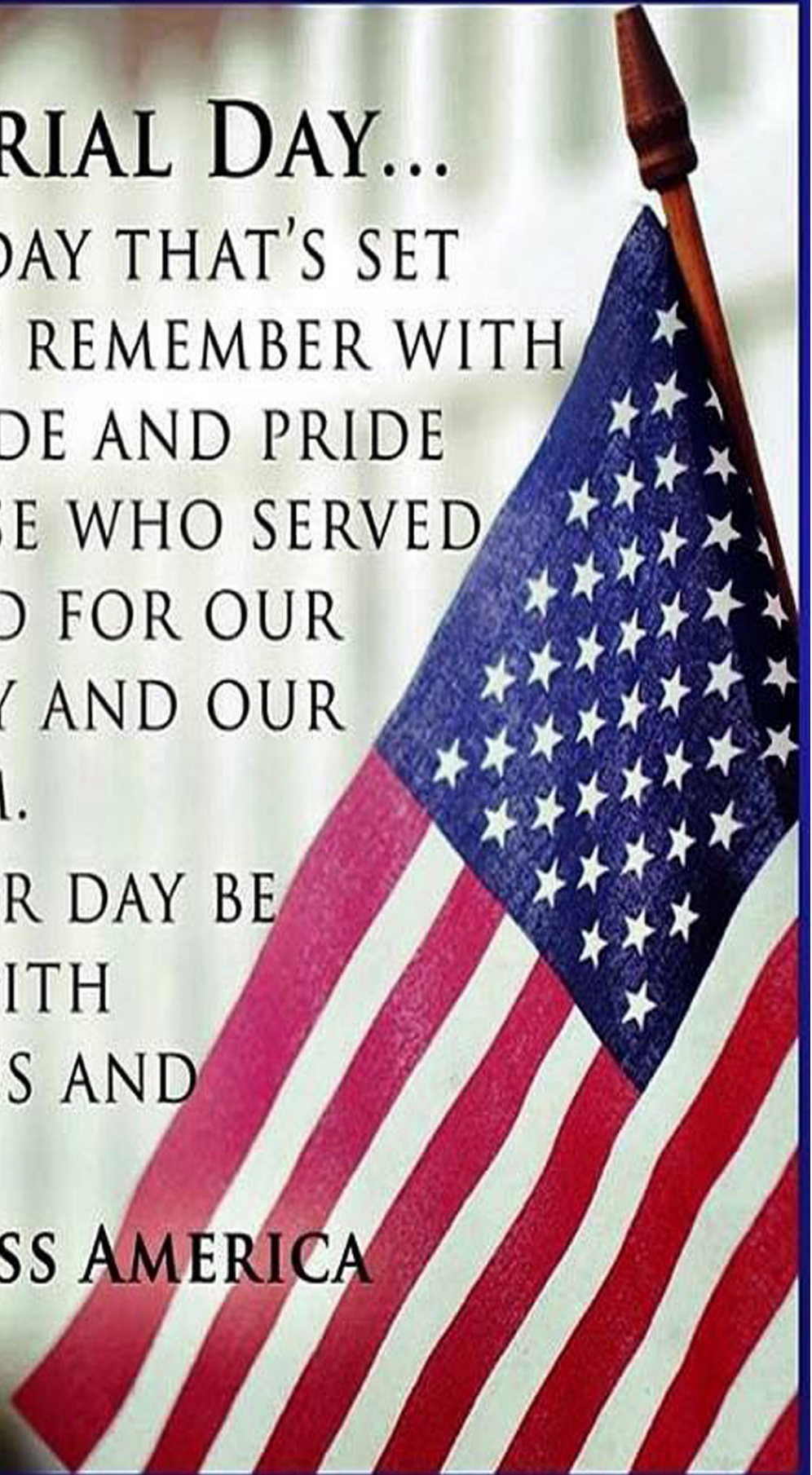
MEMORIAL DAY...

...IS THE DAY THAT'S SET
ASIDE TO REMEMBER WITH
GRATITUDE AND PRIDE
ALL THOSE WHO SERVED
AND DIED FOR OUR
COUNTRY AND OUR
FREEDOM.

MAY YOUR DAY BE
FILLED WITH
MEMORIES AND
PEACE.

GOD BLESS AMERICA

GodVine.com





Alabama Department of Veterans Affairs
100 North Union Street
Suite 850
Montgomery, Alabama 36104

334-242-5077

www.va.alabama.gov