

*Alabama Department
of
Veterans Affairs*

FISCAL YEARS 2022 & 2023 ANNUAL REPORT



October 1, 2021 - September 30, 2023

**Alabama Department of Veterans Affairs
RSA Union Building
100 North Union Street, Suite 850
Montgomery, Alabama 36104**





REAR ADMIRAL W. KENT DAVIS, USN (RET.)
COMMISSIONER

STATE OF ALABAMA
DEPARTMENT OF VETERANS AFFAIRS

P. O. Box 1509
Montgomery, Alabama 36102-1509
Telephone (334) 242-5077
Fax (334) 242-5102



September 30, 2023

Governor Kay Ivey
Members of the State Board of Veterans Affairs
Citizens of the State of Alabama

Code of Alabama, 1975, Section 31-5-7, requires the following: "The State Service Commissioner . . . shall publish annually a full report of the operations and administration of the department, together with recommendations and suggestions, and submit such report to the state board."

In compliance with the above section, it is my distinct honor to present the Annual Report of the Alabama Department of Veterans Affairs for FY 2022-23.

Very Respectfully,

W. Kent Davis
Rear Admiral, USN (Retired)
Commissioner

TABLE OF CONTENTS

State Board of Veterans Affairs	6
Commissioner’s Overview	8
Alabama Department of Veterans Affairs	
Organizational Chart	9
Veterans & Employee Workforce Demographics	10
Department Financial Statement.....	11
Veterans Home Trust Fund Financial Statement.....	13
Veterans Assistance Fund Financial Statement.....	15
Alabama G.I. Dependent Scholarship Program	17
Appeal & Review Division Statistics	23
Actions and Services Rendered by ADVA County Offices	24
United States Department of Veterans Affairs	
Geographic Distribution of Estimated Expenditures by County.....	25
Alabama State Veterans Homes	28
Demographics – Bill Nichols State Veterans Home (Alexander City)	31
Demographics – Floyd E. “Tut” Fann State Veterans Home (Huntsville)	33
Demographics – William F. Green State Veterans Home (Bay Minette)	35
Demographics – Col. Robert L. Howard Skilled Nursing Facility (Pell City)	37
Demographics – Col. Robert L. Howard State Veterans Home Domiciliary (Pell City)	39
FY 2023 Daily Rates	41
Alabama State Veterans Memorial Cemetery at Spanish Fort	43
ADVA Outreach and Engagement.....	44
ADVA Mission, Vision, and Core Values	47

STATE BOARD OF VETERANS AFFAIRS

The State Board of Veterans Affairs consists of the Governor, as chair, and representatives who shall serve for a term of four years from the date of their respective appointments. These representatives shall be selected from the memberships of the Alabama Department of the American Legion, the Veterans of Foreign Wars, the Disabled American Veterans, the Vietnam Veterans of America, AMVETS, the Military Order of the Purple Heart, American Ex-Prisoners of War, Inc., Marine Corps League and Military Officers Association of America as prescribed by Alabama Code §31-5-3.

Board Members for Fiscal Years 2022 & 2023



**CHAIRWOMAN
GOV. KAY IVEY**



**VICE-CHAIRMAN
SCOTT GEDLING**



**DEPUTY VICE-CHAIRMAN
CHAD RICHMOND**



BRYAN BATTAGLIA



TONY BERENOTTO



MIKE DAVIS



EARNESTINE DOUBEK



PATRICK DOWNING




MATT GAFF



JANICE HARRIS



KEITH LEWIS



SAMUEL ROLLASON



KEN ROLLINS



CHARLES STEPHENS



CAROL ANNE TOMS



DEBORAH WALKER



CHARLES WAUGH

COMMISSIONER'S OVERVIEW



To the Governor of the State of Alabama, members of the State Board of Veterans Affairs, the President of the Senate, and the Speaker of the House of Representatives, it is my distinct honor to present herewith the Annual Report of the Alabama Department of Veterans Affairs (ADVA) for Fiscal Year 2022-23. The report gives a complete overview of veteran services and programs ADVA provides to veterans and highlights the many accomplishments of our dedicated team of state and contract employees.

I want to express my gratitude to the exceptional men and women of ADVA who honorably serve the approximately 400,000 Alabama veterans with unwavering dedication and commitment to excellence in all they do for those veterans, their family members, caregivers, and survivors. The partnerships we have forged with the U.S. Department of Veterans Affairs, veteran service organizations, community providers, and state, county, and municipal governmental agencies have strengthened our ability to leverage resources and to foster seamless access to veterans' services.

It is humbling that during the 2022 and 2023 fiscal years I was re-appointed by the State Board of Veterans Affairs. My first term focused on building external relationships and partnerships, improving business and personnel efficiency within the department, and taking the lead on enhancing veterans well-being issues in Alabama. My second term will focus initially on completing the many projects that are already underway.

Of our major projects, none are as significant and large-to-scale as the Command Sgt. Maj. Bennie G. Adkins State Veterans Home in Enterprise. We held a groundbreaking in June 2022 and construction has been ongoing since, with a completion date of Fall 2024. The State Board of Veterans Affairs selected Rabren General Contractors to build the facility, which was designed by Williams Blackstock Architects. The Command Sgt. Maj. Bennie G. Adkins State Veterans Home will be 182,000 square feet in size and house 174 residents. Once in full operation, it will provide jobs for more than 200 people. Another significant change within the state veterans homes is a policy update by the State Board of Veterans Affairs eliminating the wartime preference for admission.

The first of nine planned expansions of the Alabama State Veterans Memorial Cemetery at Spanish Fort began in February 2023. The project will expand the facility by 2,800 pre-placed vault sites (casket sites) and 960 columbarium niches (above-ground urn sites). There will also be an added memorial wall that will include 100 sites. Expansion completion will be in early 2024. During FY 2023, the State Board of Veterans Affairs also voted and approved allowing additional National Guardsman and Reservists to be eligible for the Alabama State Veterans Memorial Cemetery.

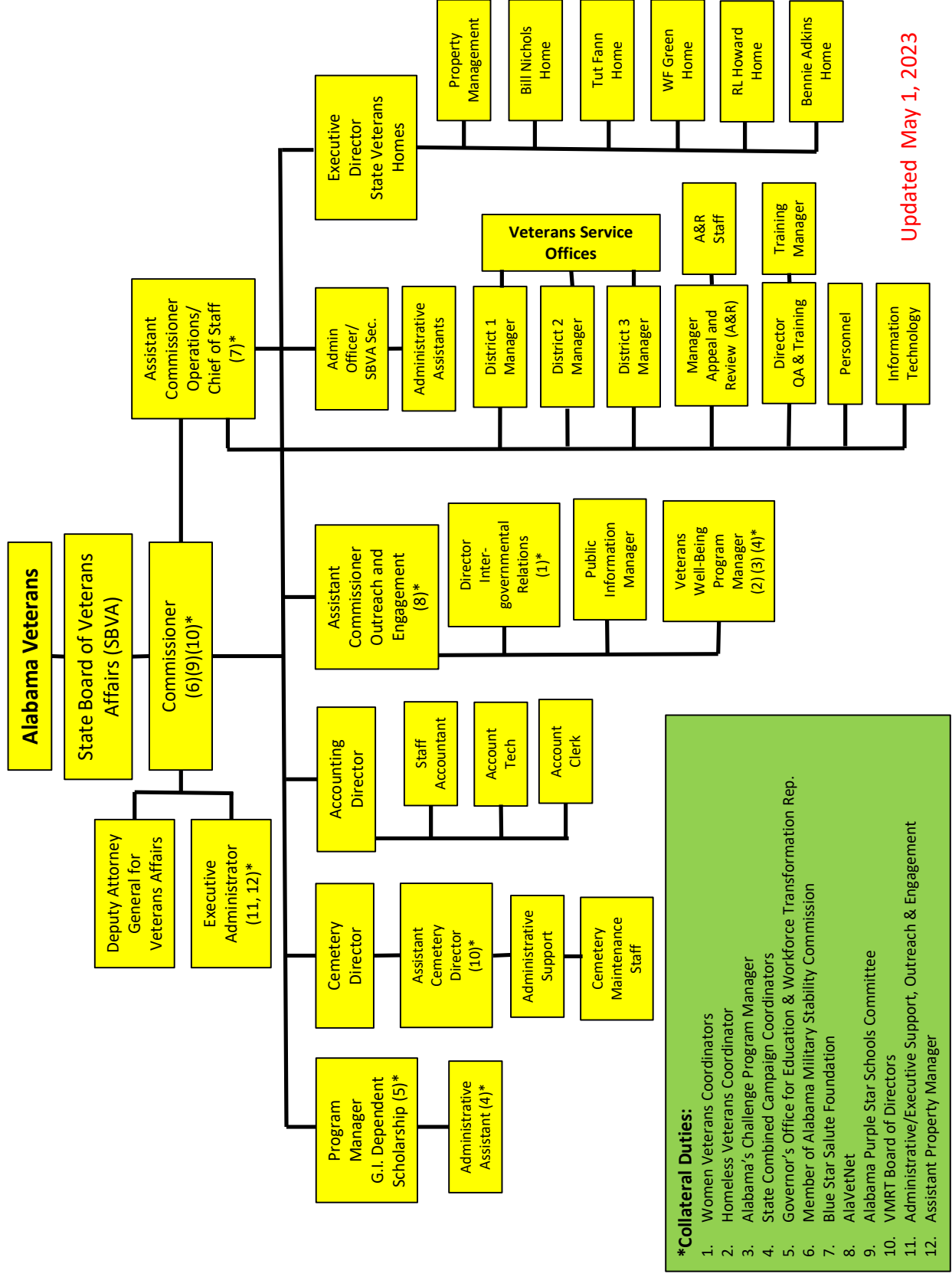
The Alabama G.I. Dependent Scholarship Program has seen its share of updates, as well. During Summer 2022, the Alabama State Legislature expanded the program to include certain private institutions of higher learning and added service in the Space Force as qualifying military service. The program also received a facelift in September 2023 with the application process moving fully digitally. The new Alabama G.I. Dependent Scholarship Portal provides online accessibility for submitting applications and will also allow dependents to manage their profile online, including checking their benefit status, viewing remaining semesters, and transitioning benefits between schools.

Our primary, consistent growth industry has been outreach and engagement. With the establishment of the Office of Outreach and Engagement in FY 2021, we have broadened our efforts primarily in veterans well-being, which you can read about in the Outreach and Engagement section of this Annual Report.

On behalf of our employees who proudly serve "America's Finest," I want to express our gratitude to the citizens of Alabama for their continued support to the ADVA, and especially to our veterans and their families.

ALABAMA DEPARTMENT OF VETERANS AFFAIRS

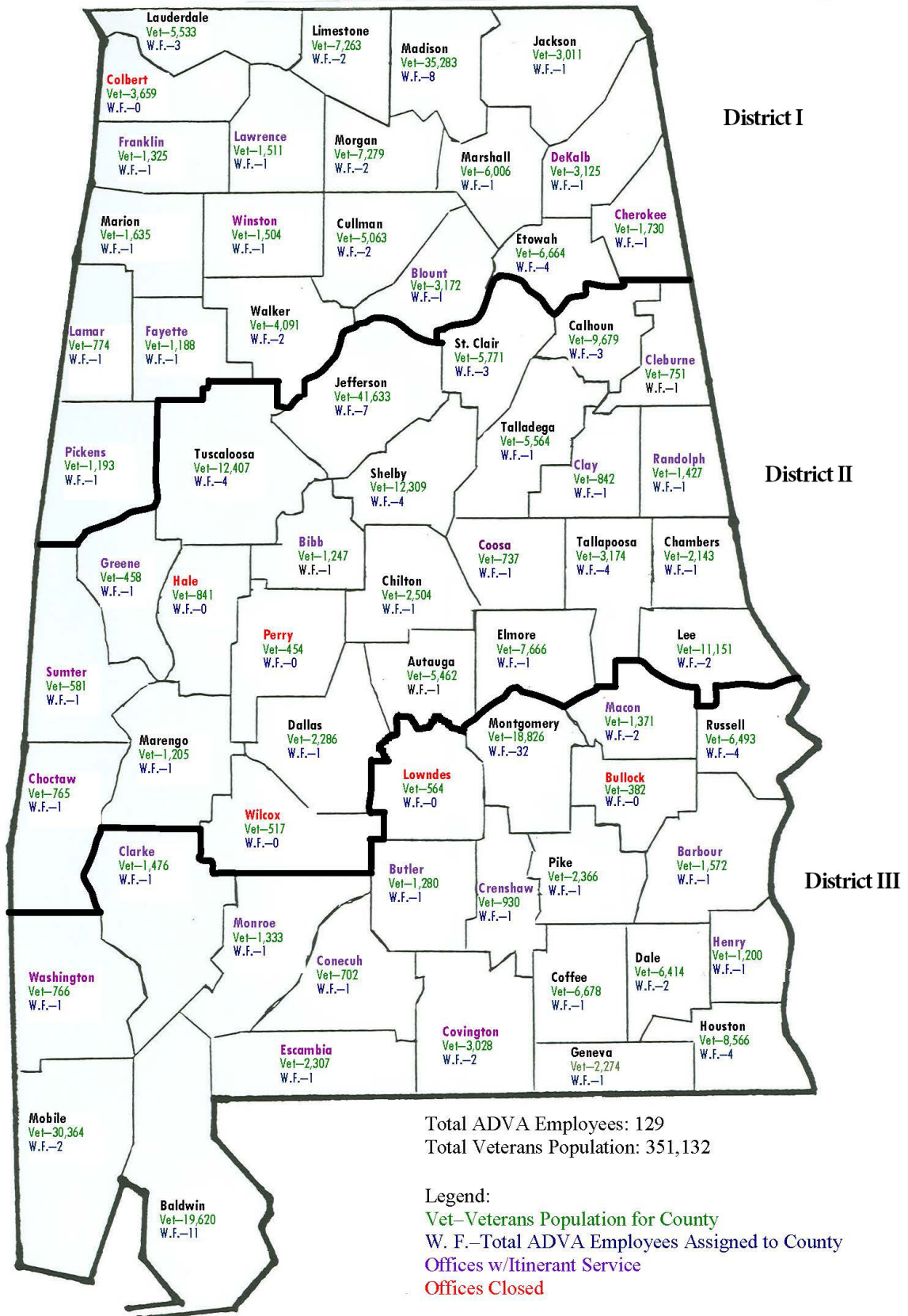
ORGANIZATIONAL CHART



Updated May 1, 2023

State of Alabama Department of Veterans Affairs

Veterans vs. ADVA Employee Workforce Demographics



DEPARTMENT OF VETERANS AFFAIRS

FINANCIAL STATEMENT

FY 2022

SOURCE OF FUNDS

Act No. 2021-479	State General Fund	\$ 3,008,719	
Act No. 2021-479	State General Fund (FY21 Reversion Reappropriated)	485,188	
Act No. 2021-338	State General Fund (COLA)	10,570	
Act No. 2022-254	State General Fund (Supplemental Appropriation- Capital Outlay)	<u>6,000,000</u>	
	Total State General Fund		\$ 9,504,477
Act No. 2021-342	ETF Administration	2,618,866	
Act No. 2021-342	Education Trust Fund (AL G.I. Bill Education Benefits)	65,000,000	
Act No. 2021-342	ETF Administration (FY21 Reversion Reappropriated)	525,000	
Act No. 2022-395	ETF Line-Item Appropriation	<u>1,000,000</u>	
	Total Education Trust Fund		\$ 69,143,866
	TOTAL SOURCE OF FUNDS		\$ 78,648,343

EXPENDITURES

01	Personnel Costs	2,240,669	
02	Employee Benefits	979,555	
03	Travel (In-State)	106,874	
04	Travel (Out-of-State)	10,429	
05	Repairs and Maintenance	2,133	
06	Rentals and Leases	277,729	
07	Utilities and Communication	70,471	
08	Professional Services	958,902	
09	Supplies, Materials, and Operating Expenses	114,188	
10	Transportation Equipment Operations	26,988	
11	Grants and Benefits	2,163,525	
	(AL G.I. Bill Education Benefits)	34,429,406	
12	Capital Outlay	6,000,000	
13	Transportation Equipment	87,825	
14	Other Equipment Purchases	44,633	
	TOTAL EXPENDITURES		\$ (47,513,327)
	Reverted to General Fund		\$ 384,770
	Reverted to Education Trust Fund (Administration)		\$ 179,652
	Reverted to Education Trust Fund (AL G.I. Bill Education Benefits)		\$ 30,570,594

DEPARTMENT OF VETERANS AFFAIRS

FINANCIAL STATEMENT

FY 2023

SOURCE OF FUNDS

Act No. 2022-270	State General Fund	\$ 2,422,289	
Act No. 2022-270	State General Fund (FY22 Reversion Reappropriated)	282,647	
Act No. 2022-160	State General Fund (COLA)	19,354	
Act No. 2022-229	State General Fund (Retirees)	<u>4,115</u>	
	Total State General Fund		\$ 2,728,405
Act No. 2022-393	Education Trust Fund (Administration)	2,689,831	
Act No. 2022-393	Education Trust Fund (AL G.I. Bill Education Benefits)	63,961,470	
Act No. 2022-393	ETF Administration (FY22 Reversion Reappropriated)	<u>379,650</u>	
	Total Education Trust Fund		\$ 67,030,951
Act No. 2023-1	ARPA (Healthcare Program Fund 1773)	7,000,000	
Act No. 2022-1	ARPA (Healthcare Program Fund 1779)	<u>10,000,000</u>	
	Total Healthcare Program		\$ 17,000,000
	TOTAL SOURCE OF FUNDS		\$ 86,759,356

EXPENDITURES

01	Personnel Costs	2,242,318	
02	Employee Benefits	924,954	
03	Travel (In-State)	156,654	
04	Travel (Out-of-State)	15,489	
05	Repairs and Maintenance	174	
06	Rentals and Leases	290,708	
07	Utilities and Communication	62,463	
08	Professional Services	695,713	
09	Supplies, Materials, and Operating Expenses	121,530	
10	Transportation Equipment Operations	34,714	
11	Grants and Benefits	616,550	
	(AL G.I. Bill Education Benefits)	32,229,957	
14	Other Equipment Purchases	<u>10,999</u>	
	TOTAL EXPENDITURES		\$ (37,402,223)
	Reverted to General Fund		\$ 340,637
	Reverted to Education Trust Fund (Administration)		\$ 284,983
	Reverted to Education Trust Fund (AL G.I. Bill Education Benefits)		\$ 31,731,513
	Unexpended ARPA (Healthcare Program)		\$ 17,000,000

VETERANS HOME TRUST FUND

FINANCIAL STATEMENT

FY 2022

SOURCE OF FUNDS

Beginning Balance October 1, 2021	\$ 3,132,273
VA Per Diem	\$ 39,576,764
Bed Lease (HMR of Alabama, Inc.)	1,027,840
Income Tax Check-Off	30,536
Interest	19,190
Surplus/Prior Year Refunds	
Total Revenue	<u>\$ 40,654,330</u>
TOTAL SOURCE OF FUNDS	\$ 43,786,603

EXPENDITURES

	Nichols Home Alex City	Green Home Bay Minette	Fann Home Huntsville	Howard Home Pell City	
01 Personnel Costs	114,153	110,901	107,137	102,299	
02 Employee Benefits	46,837	46,829	45,678	44,256	
03 Travel (In-State)	884	181	647	691	
06 Rentals and Leases	1,080	1,019	994	1,050	
07 Utilities and Communication	3,290	2,745	3,055	6,611	
08 Professional Services (HMR of Alabama, Inc.)	9,253,463	9,531,124	8,180,048	12,719,640	
09 Supplies, Materials, etc.	20,143	26,074	30,591	60,075	
11 Grants & Benefits			36,820		
14 Other Equipment	<u>298</u>	<u></u>	<u>206</u>	<u>38</u>	
TOTAL EXPENDITURES	9,440,148	9,718,873	8,405,176	12,934,660	<u>\$ (40,498,857)</u>
Ending Balance -Veterans Home Trust Fund as of September 30, 2022					<u><u>\$ 3,287,746</u></u>

VETERANS HOME TRUST FUND

FINANCIAL STATEMENT

FY 2023

SOURCE OF FUNDS

Beginning Balance October 1, 2022	\$ 3,287,746
VA Per Diem	48,073,255
Bed Lease (HMR of Alabama, Inc.)	1,027,840
Income Tax Check-Off	24,416
Interest	118,410
Surplus/Prior Year Refunds	
Total Revenue	<u>\$ 49,243,921</u>
TOTAL SOURCE OF FUNDS	\$ 52,531,667

EXPENDITURES

	<u>Nichols Home Alex City</u>	<u>Green Home Bay Minette</u>	<u>Fann Home Huntsville</u>	<u>Howard Home Pell City</u>	
01 Personnel Costs	123,330	109,114	117,071	111,652	
02 Employee Benefits	48,880	41,925	47,840	46,339	
03 Travel (In-State)	2,191	1,122	2,708	1,524	
04 Travel (Out-of-State)	2,330				
06 Rentals and Leases	1,084	989	1,055	1,082	
07 Utilities and Communication	3,291	3,421	2,791	6,558	
08 Professional Services					
(HMR of Alabama, Inc.)	11,950,765	10,699,934	9,722,377	16,340,558	
09 Supplies, Materials, etc.	28,825	34,457	37,842	82,651	
11 Grants & Benefits		27,154	72,925	183,659	
14 Other Equipment	<u>2,835</u>	<u>103</u>	<u>3,054</u>	<u>106</u>	
TOTAL EXPENDITURES	12,163,531	10,918,219	10,007,663	16,774,129	<u><u>\$ (49,863,542)</u></u>
Ending Balance -Veterans Home Trust Fund as of September 30, 2023					<u><u>\$ 2,668,125</u></u>

FY 2022

SOURCE OF FUNDS

Beginning Balance as of October 1, 2021

Transfer from Confederate Soldiers & Sailors Ad Valorem	\$	51,056,346
V/A Reimbursement-WFG/Fann Renovations		359,372
Federal Reimbursement (Pharmacy)		384,354
Federal Burial Awards		272,677
Federal Reimbursement (Retroactive Awards)		72,901
Miscellaneous Tags		79,038
Dependent Burials		37,500
V/A RN Grant (Nurse retention)		13,298
Insurance Recoveries		2,446
Surplus Property		4
Donations		1,886
Prior Year Refunds		735

Total Revenue

\$ 52,280,557

TOTAL SOURCE OF FUNDS

\$ 187,560,637

EXPENDITURES

	Administration	Nichols Home Alexander City	Green Home Bay Minette	Fann Home Huntsville	Howard Home Pell City	Bay Minette Huntsville	Cemetery Spanish Fort	Cemetery Spanish Fort
01 Personnel Costs	2,874,795						209,893	
02 Employee Benefits	1,411,030						93,215	
05 Repair and Maintenance		157,234	237,780	60,197	63,217		149,014	
06 Rentals and Leases							887	
07 Utilities and Communication							16,473	
08 Professional Services (HMR of Alabama, Inc.)	311,812		19,302			(22,371)	29,793	
09 Supplies, Materials, etc.	53,907	5,478,046	5,181,168	6,083,378	8,732,479		41,793	
10 Transportation Equipment Op		4,390	8,640				8,976	
11 Grants and Benefits		73,029	127,181	94,508	187,369			
12 Capital Outlay						(4,812,000)		(143,357)
13 Transportation Equipment							81,705	
14 Other Equipment	3,686	142,594	36,235	57,090	146,007		33,549	
TOTAL EXPENDITURES	4,655,230	5,855,293	5,610,306	6,295,173	9,129,072	(4,834,371)	665,298	\$ (27,232,644)

Ending Balance- Alabama Veterans Assistance Fund as of September 30, 2022

\$ (27,232,644)

\$	160,327,993
----	-------------

ALABAMA VETERANS ASSISTANCE FUND

FINANCIAL STATEMENT

FY 2023

SOURCE OF FUNDS

Beginning Balance as of October 1, 2022	\$	160,327,993
Transfer from Confederate Soldiers & Sailors Ad Valorem		59,529,439
VA Reimbursement-WFG/Fann Renovations		
Federal Reimbursement (Pharmacy)		469,204
Federal Burial Awards		304,318
Federal Reimbursement (Retroactive Awards)		351,628
Miscellaneous Tags		87,170
Dependent Burials		35,246
VA RN Grant (Nurse retention)		118,798
Insurance Recoveries		131,050
Surplus Property		14
Prior Year Refunds		428,599
Interfund Grant Programs		41,677
Total Revenue	\$	61,497,143

TOTAL SOURCE OF FUNDS

\$ 221,825,136

EXPENDITURES

	Administration	Nichols Home Alexander City	Green Home Bay Minette	Fann Home Huntsville	Howard Home Pell City	Capital Outlay 5th SVH	Cemetery Spanish Fort
01 Personnel Costs	3,560,083						277,532
02 Employee Benefits	1,620,124						120,651
03 Travel (In-State)							1,408
05 Repair and Maintenance	12,358	140,060	45,220	123,594	36,516		94,570
06 Rentals and Leases							884
07 Utilities and Communication							16,853
08 Professional Services	41,938	4,427,052	5,331,198	5,722,586	42,020		19,689
(HMR of Alabama, Inc.)					9,075,654		
09 Supplies, Materials, etc.	66,529		746				36,388
10 Transportation Equipment Op							10,928
11 Grants and Benefits		105,163	146,905	81,939	235,201	33,000,000	
12 Capital Outlay							49,655
13 Transportation Equipment							
14 Other Equipment	179,700	200,865	143,526	188,771	228,461		11,973
TOTAL EXPENDITURES	5,480,732	4,873,140	5,667,595	6,117,636	9,617,852	33,000,000	640,531
							\$ (65,397,486)
Ending Balance- Alabama Veterans Assistance Fund as of September 30, 2023							\$ 156,427,650

Alabama G.I. Dependent Scholarship Student Distribution by County FY 2022

District	County	Students	Tuition	Book	Lab Fee	Total
I	BLOUNT	2	\$ 4,551.00	\$ 429.75	\$ 370.00	\$ 5,350.75
I	CHEROKEE	1	\$ 492.00	\$ 15.74	\$ 40.00	\$ 547.74
I	COLBERT	1	\$ 9,750.00	\$ 154.50	\$ 300.00	\$ 10,204.50
I	CULLMAN	59	\$ 262,371.19	\$ 29,653.44	\$ 17,057.86	\$ 309,082.49
I	DEKALB	33	\$ 137,311.11	\$ 14,826.81	\$ 12,388.00	\$ 164,525.92
I	ETOWAH	86	\$ 441,421.00	\$ 50,580.41	\$ 21,449.82	\$ 513,451.23
I	FAYETTE	5	\$ 21,415.00	\$ 2,369.12	\$ 1,757.00	\$ 25,541.12
I	FRANKLIN	1	\$ 6,250.00	\$ 847.52	\$ -	\$ 7,097.52
I	JACKSON	11	\$ 35,788.00	\$ 4,379.04	\$ 1,389.00	\$ 41,556.04
I	LAMAR	4	\$ 22,309.00	\$ 1,109.82	\$ 1,089.05	\$ 24,507.87
I	LAUDERDALE	79	\$ 335,535.37	\$ 36,635.14	\$ 29,173.08	\$ 401,343.59
I	LAWRENCE	1	\$ 7,250.00	\$ 756.04	\$ 1,004.02	\$ 9,010.06
I	LIMESTONE	49	\$ 217,794.16	\$ 24,342.33	\$ 18,210.49	\$ 260,346.98
I	MADISON	521	\$ 2,792,288.17	\$ 265,612.19	\$ 238,754.80	\$ 3,296,655.16
I	MARION	15	\$ 64,992.00	\$ 6,050.96	\$ 8,015.00	\$ 79,057.96
I	MARSHALL	15	\$ 57,826.13	\$ 4,914.22	\$ 2,917.11	\$ 65,657.46
I	MORGAN	78	\$ 403,835.54	\$ 46,379.45	\$ 29,607.25	\$ 479,822.24
I	PICKENS	10	\$ 33,075.00	\$ 5,600.77	\$ 2,424.00	\$ 41,099.77
I	WALKER	21	\$ 90,912.00	\$ 10,797.71	\$ 6,473.74	\$ 108,183.45
I	WINSTON	3	\$ 9,051.00	\$ 248.74	\$ 970.00	\$ 10,269.74
II	AUTAUGA	129	\$ 708,626.59	\$ 59,429.60	\$ 38,270.58	\$ 806,326.77
II	BESSEMER	41	\$ 183,600.25	\$ 16,833.06	\$ 12,137.06	\$ 212,570.37
II	BIBB	2	\$ 10,067.00	\$ 799.94	\$ 1,462.50	\$ 12,329.44
II	CALHOUN	149	\$ 661,629.97	\$ 63,961.01	\$ 18,982.47	\$ 744,573.45
II	CHAMBERS	7	\$ 12,381.98	\$ 2,850.43	\$ 1,151.02	\$ 16,383.43
II	CHILTON	6	\$ 24,262.85	\$ 1,918.42	\$ 503.00	\$ 26,684.27
II	CHOCTAW	20	\$ 127,411.50	\$ 12,868.40	\$ 5,365.12	\$ 145,645.02
II	CLAY	1	\$ 7,750.00	\$ 174.26	\$ 200.00	\$ 8,124.26
II	CLEBURNE	16	\$ 87,901.70	\$ 7,962.67	\$ 5,612.80	\$ 101,477.17
II	COOSA	1	\$ 2,694.00	\$ 220.00	\$ 614.00	\$ 3,528.00
II	DALLAS	38	\$ 170,731.18	\$ 18,898.38	\$ 4,118.03	\$ 193,747.59
II	ELMORE	88	\$ 455,975.12	\$ 45,912.67	\$ 35,422.41	\$ 537,310.20
II	JEFFERSON	409	\$ 2,279,993.55	\$ 198,743.49	\$ 118,727.58	\$ 2,597,464.62
II	LEE	183	\$ 909,637.31	\$ 86,544.41	\$ 33,371.83	\$ 1,029,553.55
II	MARENGO	38	\$ 211,323.66	\$ 21,815.27	\$ 10,972.50	\$ 244,111.43
II	RANDOLPH	1	\$ 4,053.00	\$ 921.04	\$ -	\$ 4,974.04
II	SAINT CLAIR	34	\$ 156,262.78	\$ 14,094.60	\$ 8,634.61	\$ 178,991.99
II	SHELBY	171	\$ 910,519.12	\$ 76,140.94	\$ 39,808.42	\$ 1,026,468.48
II	TALLADEGA	23	\$ 118,088.87	\$ 12,522.85	\$ 5,666.34	\$ 136,278.06
II	TALLAPOOSA	47	\$ 242,688.63	\$ 17,744.85	\$ 11,912.70	\$ 272,346.18
II	TUSCALOOSA	281	\$ 1,320,289.00	\$ 147,333.48	\$ 100,051.45	\$ 1,567,673.93

Alabama G.I. Dependent Scholarship Student Distribution by County FY 2022

District	County	Students	Tuition	Book	Lab Fee	Total
III	BALDWIN	91	\$ 502,171.22	\$ 48,185.33	\$ 23,673.26	\$ 574,029.81
III	BARBOUR	5	\$ 32,186.00	\$ 3,266.10	\$ 816.00	\$ 36,268.10
III	BUTLER	27	\$ 142,126.37	\$ 15,988.84	\$ 6,476.00	\$ 164,591.21
III	CLARKE	33	\$ 178,514.75	\$ 18,311.87	\$ 9,074.86	\$ 205,901.48
III	COFFEE	127	\$ 689,853.27	\$ 76,414.87	\$ 32,491.55	\$ 798,759.69
III	CONECUH	5	\$ 34,067.67	\$ 4,808.04	\$ 2,944.00	\$ 41,819.71
III	COVINGTON	32	\$ 226,219.26	\$ 16,822.67	\$ 5,708.05	\$ 248,749.98
III	CRENSHAW	1	\$ 9,000.00	\$ 566.06	\$ 1,124.00	\$ 10,690.06
III	DALE	106	\$ 542,304.08	\$ 59,874.75	\$ 21,966.57	\$ 624,145.40
III	ESCAMBIA	29	\$ 131,988.72	\$ 10,596.08	\$ 4,623.00	\$ 147,207.80
III	GENEVA	22	\$ 147,526.26	\$ 17,221.69	\$ 3,220.00	\$ 167,967.95
III	HENRY	1	\$ 2,214.00	\$ 143.99	\$ 180.00	\$ 2,537.99
III	HOUSTON	136	\$ 792,657.63	\$ 76,896.30	\$ 28,389.88	\$ 897,943.81
III	MACON	8	\$ 24,875.00	\$ 1,708.93	\$ 1,160.00	\$ 27,743.93
III	MOBILE	288	\$ 1,573,631.02	\$ 164,441.49	\$ 82,809.56	\$ 1,820,882.07
III	MONROE	14	\$ 98,846.26	\$ 10,922.49	\$ 3,541.00	\$ 113,309.75
III	MONTGOMERY	237	\$ 1,365,180.78	\$ 133,693.12	\$ 66,442.95	\$ 1,565,316.85
III	PIKE	44	\$ 238,502.85	\$ 24,190.01	\$ 6,257.00	\$ 268,949.86
III	RUSSELL	184	\$ 1,152,155.18	\$ 111,108.65	\$ 51,052.99	\$ 1,314,316.82
	HEADQUARTERS	1,602	\$ 8,472,038.51	\$ 748,821.41	\$ 457,539.73	\$ 9,678,399.65

District	Students	Tuition	Book	Lab Fee	Total
I	995	\$ 4,954,217.67	\$ 505,703.70	\$ 393,390.22	\$ 5,853,311.59
II	1,685	\$ 8,605,888.06	\$ 807,689.77	\$ 452,984.42	\$ 9,866,562.25
III	1,390	\$ 7,884,020.32	\$ 795,161.28	\$ 351,950.67	\$ 9,031,132.27
HEADQUARTERS	1,602	\$ 8,472,038.51	\$ 748,821.41	\$ 457,539.73	\$ 9,678,399.65
TOTAL	5,672	\$ 29,916,164.56	\$ 2,857,376.16	\$ 1,655,865.04	\$ 34,429,405.76

***The Alabama G.I. Dependent Scholarship Program changed to a new online system that does not provide the Alabama G.I. Dependent Scholarship Student Distribution by County report. This file will no longer be available after FY 2022.**

Alabama G.I. Dependent Scholarship Program FY 2022

Expenditures By School

University	# of Legacy Students	# of ACT 177 Students	# of ACT 319 Student	Total # of Students	2022 Expenditures	Prior Year Invoices Paid in FY22	Total FY Expenditures
Alabama A&M University	3	53	155	211	\$ 1,107,622.13		\$ 1,107,622.13
Alabama State University	2	37	114	153	\$ 949,355.22		\$ 953,566.22
Amridge University	0	0	1	1	\$ 2,553.00		\$ 2,553.00
Athens State University	2	23	53	78	\$ 379,190.22		\$ 379,190.22
Auburn	7	105	442	554	\$ 3,914,720.51		\$ 3,914,720.51
Auburn University at Montgomery	11	66	240	317	\$ 1,860,921.87		\$ 1,860,921.87
Birmingham-Southern College	0	0	0	0	\$ -		\$ -
Faulkner University	0	0	4	4	\$ 5,498.00		\$ 8,378.00
Huntington College	0	0	0	0	\$ -		\$ -
Jacksonville State University	10	59	205	274	\$ 1,570,167.57		\$ 1,570,167.57
Miles College	0	0	0	0	\$ -		\$ -
Oakwood University	0	0	0	0	\$ -		\$ -
Samford University	0	0	0	0	\$ -		\$ -
South University	0	0	1	1	\$ 3,445.00		\$ 3,445.00
Spring Hill College	0	0	1	1	\$ 2,388.44		\$ 2,388.44
Stillman College	0	0	0	0	\$ -		\$ -
Talladega College	0	0	0	0	\$ -		\$ -
Troy University	21	172	494	687	\$ 4,080,940.21		\$ 4,080,940.21
Tuskegee University	0	0	0	0	\$ -		\$ -
University of Alabama	8	175	630	813	\$ 5,664,798.22		\$ 5,664,798.22
University of Alabama at Birmingham	9	122	470	601	\$ 4,868,808.53		\$ 4,868,808.53
University of Alabama at Huntsville	0	61	232	293	\$ 1,977,153.03		\$ 1,977,153.03
University of Mobile				0	\$ -		\$ -
University of Montevallo	2	14	78	94	\$ 669,169.88		\$ 669,169.88
University of North Alabama	2	39	130	171	\$ 1,154,982.37		\$ 1,154,982.37
University of South Alabama	10	81	280	371	\$ 2,520,315.36		\$ 2,520,315.36
University of West Alabama	8	19	68	95	\$ 544,909.50		\$ 544,909.50
U.S. Sports Academy	0	0	0	0	\$ -		\$ -
University Total:	95	1,026	3,598	4,719	\$ 31,276,939.06	\$ -	\$ 31,284,030.06
Community/Tech College							
Bevill State Community College	2	13	21	36	\$ 82,284.81		\$ 82,284.81
Bishop State Community College	2	20	24	46	\$ 94,302.92		\$ 94,302.92
Calhoun Community College	3	44	119	166	\$ 453,748.70		\$ 453,748.70
Central AL Community College	0	6	5	11	\$ 20,212.77		\$ 21,409.77
Chattahoochee Valley Community College	1	14	39	54	\$ 131,381.03		\$ 132,977.03
Coastal Alabama Community College	2	13	42	57	\$ 141,372.62		\$ 142,334.40
Enterprise State Community College	1	15	59	75	\$ 210,089.26		\$ 210,089.26
Gadsden State Community College	1	21	39	61	\$ 118,497.41		\$ 118,497.41
J.F. Drake State Tech College	2	10	15	27	\$ 65,194.97		\$ 65,194.97
Jefferson State Comm College	6	25	59	90	\$ 194,473.85		\$ 194,473.85
Lawson State Community College	5	24	38	67	\$ 99,764.03		\$ 163,841.39
Lurleen B. Wallace Community College	1	10	20	31	\$ 69,465.32		\$ 69,465.32
Marion Military Institute	0	0	8	8	\$ 53,348.05		\$ 53,348.05
Northeast AL Community College	0	4	10	14	\$ 41,955.19		\$ 41,955.19
Northwest Shoals Community College	0	1	16	17	\$ 36,511.21		\$ 36,511.21
Reid State Tech College	0	3	0	3	\$ 10,952.49		\$ 10,952.49
Shelton State Community College	7	44	78	129	\$ 348,543.56		\$ 348,543.56
Snead State Community College	0	3	23	26	\$ 48,213.66		\$ 48,213.66
Southern Union State Community College	4	18	63	85	\$ 206,462.97		\$ 206,462.97
H. Council Trenholm State Tech College	3	27	33	63	\$ 153,973.80		\$ 153,973.80
Wallace Comm. College - Dothan	2	21	77	100	\$ 257,504.07		\$ 257,504.07
Wallace Comm. Coll.-Hanceville	3	17	47	67	\$ 196,682.87		\$ 196,682.87
Wallace Comm. College - Selma	1	8	11	20	\$ 42,608.00		\$ 42,608.00
Community/Tech College Total:	46	361	846	1253	\$ 3,077,543.56	\$ -	\$ 3,145,375.70
Total:	141	1,387	4,444	5,972	\$ 34,354,482.62	\$ -	\$ 34,429,405.76

*Legacy students applied for benefits prior to the law change in 2014 which went into effect August 1, 2014 .

*We can be billed for graduate level courses as well as out of state tuition at any public college in Alabama if applicable

*ACT 177 students made application between August 1, 2014 and July 31, 2017.

*ACT 349 Students are under the new law. These students made application July 31, 2017 forward

* 11 private colleges were added to the program on June 1, 2022

Alabama G.I. Dependent Scholarship Program FY 2023

Expenditures By School

University	# of Legacy Students	# of ACT 177 Students	# of ACT 319 Student	Total # of Students	2023 Expenditures	Prior Year Invoices Paid in FY23	Total FY Expenditures
Alabama A&M University	2	27	183	212	\$ 1,123,862.46		\$ 1,123,862.46
Alabama State University	0	11	124	135	\$ 781,221.76	\$ 10,193.00	\$ 791,414.76
Amridge University	0	0	8	8	\$ 46,212.00		\$ 46,212.00
Athens State University	0	18	57	75	\$ 377,599.76		\$ 377,599.76
Auburn	1	40	481	522	\$ 3,500,226.47		\$ 3,500,226.47
Auburn University at Montgomery	1	35	218	254	\$ 1,436,266.48		\$ 1,436,266.48
Birmingham-Southern College			10	10	\$ 77,000.00		\$ 77,000.00
Faulkner University			26	26	\$ 150,798.17		\$ 150,798.17
Huntington College			6	6	\$ 34,200.00		\$ 34,200.00
Jacksonville State University	1	23	233	257	\$ 1,477,674.15		\$ 1,477,674.15
Miles College			14	14	\$ 91,443.00		\$ 91,443.00
Oakwood University			4	4	\$ 25,011.00		\$ 25,011.00
Samford University			12	12	\$ 81,272.17		\$ 81,272.17
South University			4	4	\$ 32,860.00		\$ 32,860.00
Spring Hill College			2	2	\$ 5,195.29		\$ 5,195.29
Stillman College			10	10	\$ 96,500.00		\$ 96,500.00
Talladega College			0	0	\$ -		\$ -
Troy University	3	84	548	635	\$ 3,607,692.59		\$ 3,607,692.59
Tuskegee University			12	12	\$ 69,055.28		\$ 69,055.28
University of Alabama	0	3	725	728	\$ 5,238,563.52		\$ 5,239,673.52
University of Alabama at Birmingham	3	62	530	595	\$ 4,729,140.78		\$ 4,732,002.91
University of Alabama at Huntsville	1	29	257	287	\$ 1,948,394.47		\$ 1,948,394.47
University of Mobile			10	10	\$ 38,590.27		\$ 38,590.27
University of Montevallo	0	3	93	96	\$ 643,266.25		\$ 643,266.25
University of North Alabama	1	14	150	165	\$ 1,039,084.60		\$ 1,039,084.60
University of South Alabama	0	33	286	319	\$ 1,937,278.51		\$ 1,937,278.51
University of West Alabama	2	13	64	79	\$ 479,459.08		\$ 479,459.08
U.S. Sports Academy				0	\$ -	\$ -	\$ -
University Total:	15	395	4,067	4,477	\$ 29,067,868.06	\$ 10,193.00	\$ 29,082,033.19
Community/Tech College							
Bevill State Community College		9	25	34	\$ 62,270.84	\$ 1,260.00	\$ 63,530.84
Bishop State Community College	0	13	21	34	\$ 81,600.63		\$ 81,600.63
Calhoun Community College	0	27	170	197	\$ 573,466.59		\$ 573,466.59
Central AL Community College	0	3	9	12	\$ 27,431.32		\$ 27,431.32
Chattahoochee Valley Community College	0	8	28	36	\$ 86,164.18		\$ 86,164.18
Coastal Alabama Community College	0	8	57	65	\$ 157,530.30		\$ 157,530.30
Enterprise State Community College	0	6	68	74	\$ 213,455.76		\$ 213,455.76
Gadsden State Community College	0	15	54	69	\$ 185,214.56		\$ 185,214.56
J.F. Drake State Tech College	0	1	17	18	\$ 31,283.23		\$ 31,283.23
Jefferson State Comm College	1	14	56	71	\$ 163,767.79		\$ 163,767.79
Lawson State Community College	3	17	49	69	\$ 191,265.84		\$ 191,265.84
Lurleen B. Wallace Community College	1	5	24	30	\$ 73,676.22		\$ 73,676.22
Marion Military Institute	0	2	11	13	\$ 63,731.34		\$ 63,731.34
Northeast AL Community College	0	3	6	9	\$ 17,109.00		\$ 17,109.00
Northwest Shoals Community College	0	3	15	18	\$ 45,176.30		\$ 45,176.30
Reid State Tech College	0	4	0	4	\$ 10,439.21		\$ 10,439.21
Shelton State Community College	1	21	86	108	\$ 271,911.86		\$ 271,911.86
Snead State Community College	0	2	20	22	\$ 45,894.01		\$ 45,894.01
Southern Union State Community College	2	6	81	89	\$ 251,203.85		\$ 251,203.85
H. Council Trenholm State Tech College	1	14	25	40	\$ 111,607.97		\$ 111,607.97
Wallace Comm. College - Dothan	3	13	90	106	\$ 262,800.39		\$ 262,800.39
Wallace Comm. Coll.-Hanceville	0	8	54	62	\$ 181,355.36		\$ 181,355.36
Wallace Comm. College - Selma	1	6	7	14	\$ 38,306.99		\$ 38,306.99
Community/Tech College Total:	13	208	973	1194	\$ 3,146,663.54	\$ 1,260.00	\$ 3,147,923.54
Total:	28	603	5,040	5,671	\$ 32,214,531.60	\$ 11,453.00	\$ 32,229,956.73

*Legacy students applied for benefits prior to the law change in 2014 which went into effect August 1, 2014 .

*We can be billed for graduate level courses as well as out of state tuition at any public college in Alabama if applicable

*ACT 177 students made application between August 1, 2014 and July 31, 2017.

*ACT 349 Students are under the new law. These students made application July 31, 2017 forward

* 14 private colleges were added to the program on June 1, 2022

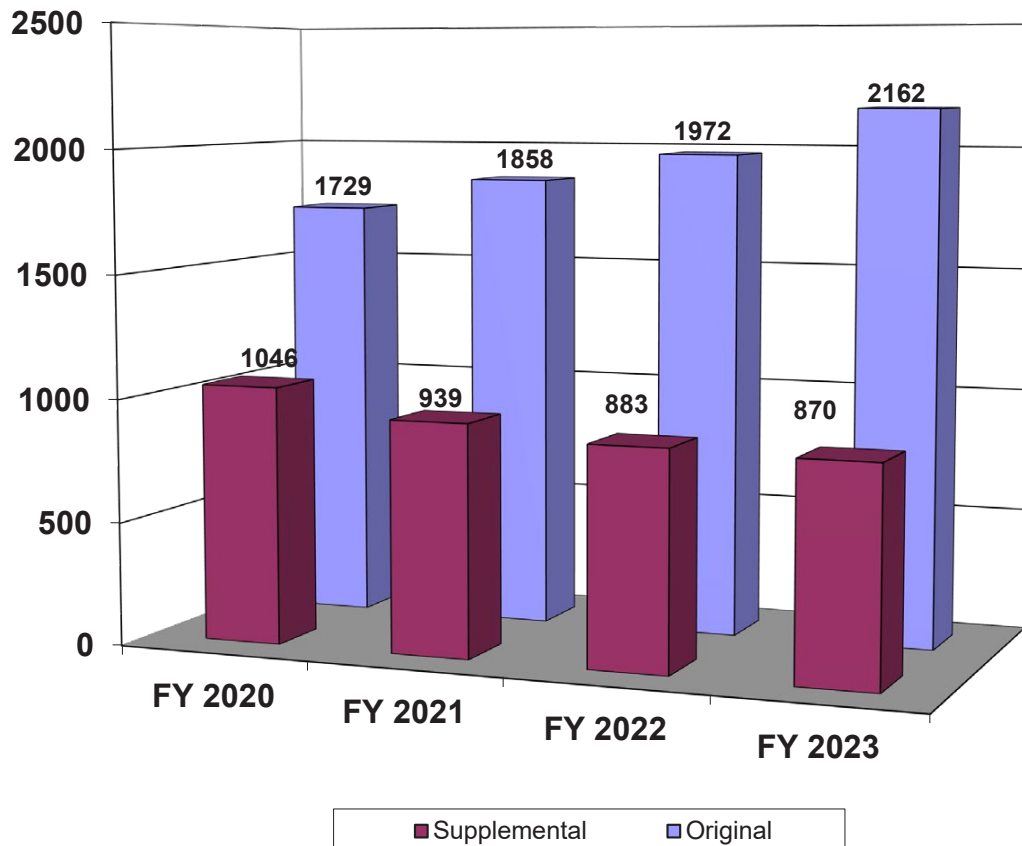
Alabama G.I. Dependent Scholarship Activity by Quarter FY 2022

Activity Type	1st Quarter	2nd Quarter	3rd Quarter	4th Quarter	Total Type
DENIED	8	14	19	17	58
ORIGINALS	214	264	719	773	1,970
SUPPLEMENTALS	147	148	236	352	883
Total by Date	369	426	974	1,142	2,911

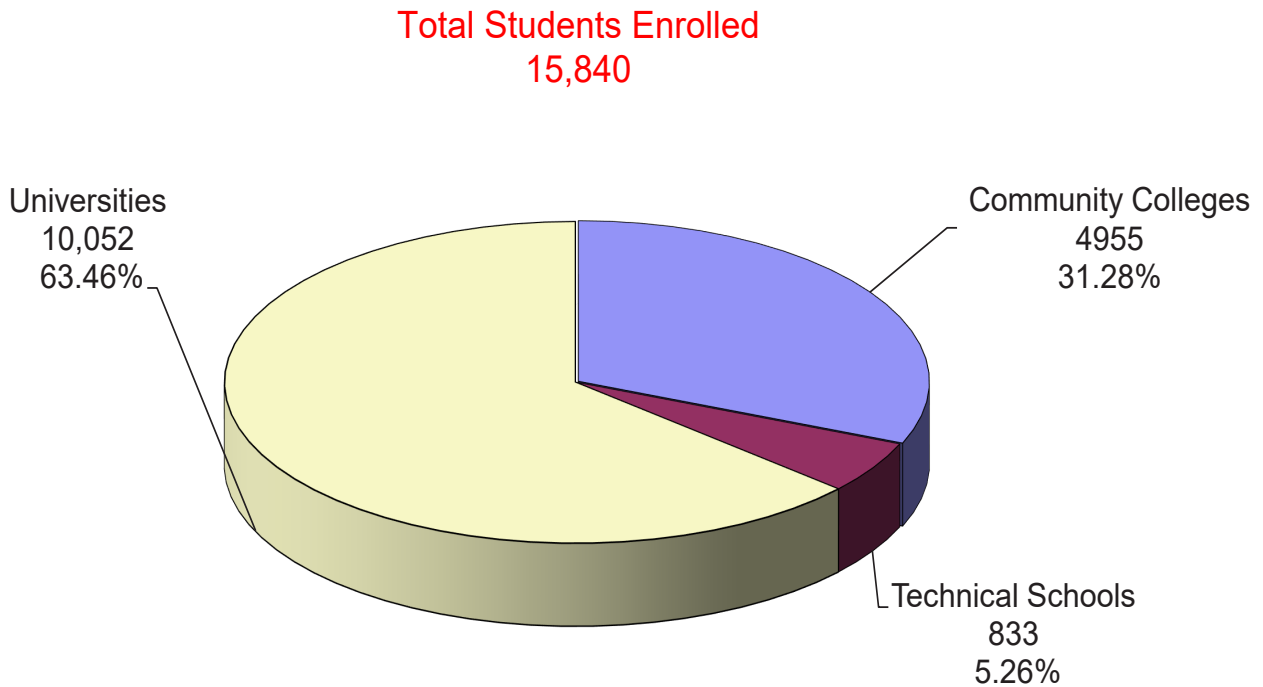
Alabama G.I. Dependent Scholarship Activity by Quarter FY 2023

Activity Type	1st Quarter	2nd Quarter	3rd Quarter	4th Quarter	Total Type
DENIED	5	4	8	20	37
ORIGINALS	245	273	761	883	2,162
SUPPLEMENTALS	147	146	227	350	870
Total by Date	397	423	996	1,253	3,069

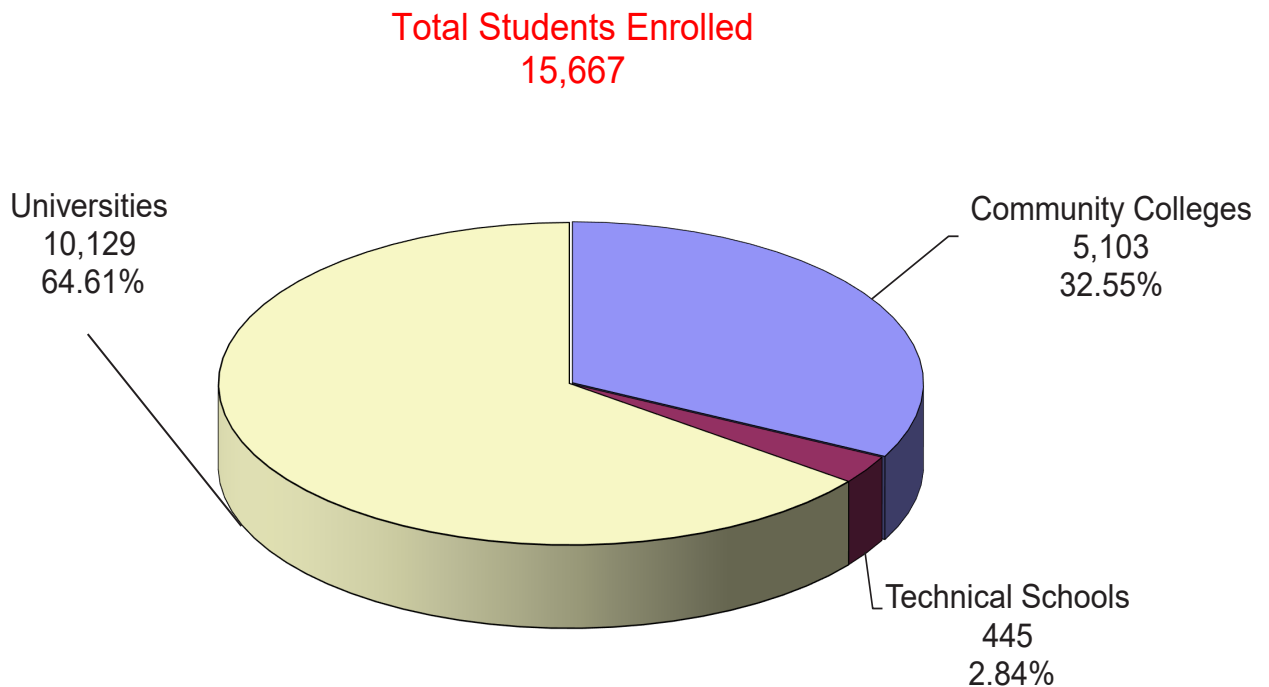
Growth Index Graph Original and Supplemental Applications



Student Distribution by School Type October 1, 2021 - September 30, 2022



Student Distribution by School Type October 1, 2022 - September 30, 2023



ADVA Appeal and Review Division Statistics

FY 2023

BVA Hearing	Totals
Hearings Assigned by BVA	334
Hearings Held	244
Hearing Request Withdrawn and Case Forwarded to BVA	20
BVA Appeal Withdrawn in Full	21
No Show	19
Other	26
Local Hearings	
Local Hearings Assigned	32
Local Hearings Held	24
Hearing Not Held Pending VSO/VA Action	3
Other	1
BVA Hearings Held as a % of Assigned	73.05%
Appeals Forwarded Directly to BVA as % of Assigned	5.99%
Appeals Withdrawn in Full as % of Assigned	6.29%
Audits/Reviews and Other Actions	
Audits and Reviews	17,211
Emergent Claims/First Notice of Death	471
Other Actions	1,143
QS Portal Submissions	368
Convalescent Claim Submissions	7
Retroactive Benefits Received	\$21,378,620.00
Field Assistance Request	
District One	2,371
District Two	818
District Three	890
Totals	4,079
BDD Claims Submitted	104

During FY 2023 the A&R division underwent a total renovation of its physical plant, which took just under three weeks, and it never ceased operations. A&R staff also provided additional labor as needed to ensure that the project was completed as timely as possible.

A&R also facilitated the change from VetraSpec to VetPro (client case management systems) which was a department-wide undertaking.

Actions and Services Rendered by ADVA County Offices

FY 2022 Totals	FY 2023 Totals
Letters & Emails Sent/Received: 126,779	Letters & Emails Sent/Received: 123,080
Contacts in Person or By Phone: 190,525	Contacts in Person or By Phone: 216,119
C&P/Other Death Claims Filed: 21,285	C&P/Other Death Claims Filed: 24,697
Medical Benefits Filed: 1,421	Medical Benefits Filed: 1,636
Insurance Benefits Filed: 189	Insurance Benefits Filed: 217
Education Benefits Filed: 2,350	Education Benefits Filed: 2,740
Home Owner Benefit Claims Filed: 332	Home Owner Benefit Claims Filed: 403
Misc Actions: 78,037	Misc Actions: 95,795

ADVA Quality Assurance and Training

In amplifying a focus on training, ADVA held a department-wide training conference at Lake Guntersville State Park in April 2023 to collectively discuss and collaborate on how to best continue serving Alabama's 400,000 veterans. During the two-day conference, headquarters staff provided updates on the state veterans homes program, G.I. dependent scholarship program, outreach and engagement, and veteran- and military-related state legislation. Employees also received updates from the federal VA Regional Office and Alabama Department of Rehabilitation Services, as well as briefings from the Milwaukee VA Pension Management Center, VA Fiduciary Program, a demonstration from VetPro, and an update on the PACT Act. One of the many highlights of training was a message from guest speaker U.S. Army (Ret.) Capt. Mike Rose, a Vietnam veteran and Congressional Medal of Honor recipient.



The following month, on May 1, the ADVA Quality Assurance and Training (QA-T) office was expanded to include a director and trainer at headquarters. Under direct supervision of the Assistant Commissioner for Operations/Chief of Staff, the Quality Assurance and Training office is responsible for assessing, planning and/or coordinating training sessions for the agency and will be required to effectuate policy, planning, guidance and monitor implementation of changes in state or federal VA programs.



The QA-T office will consult with the Chief of Staff regarding all training needs of the department, particularly Veterans Service Officers and Appeals and Review officers. They will write training plans, prepare briefings, PowerPoint slide presentations and training packets for new employee orientation training. A new training space was also provided at headquarters.

It can be easy to forget the importance of good training. Quality assurance and training is not just about teaching employees to do their job and checking to ensure accuracy. It is also about showing employees they are supported, valued and that upward movement in the organization is possible. The new QA-T office will have a direct impact on employee engagement and retention thus impacting the service to our veteran population.

FY 2022 Geographic Distribution of VA Expenditures (GDX)

FY22 Summary of Expenditures by State Expenditures in \$000s										
County/ Congressional District	Veteran Population*	Total Expenditure	Compensation & Pension	Construction	Education & Vocational Rehabilitation/ Employment	Loan Guaranty#	General Operating Expenses	Insurance & Indemnities	Medical Care	Unique Patients**
AUTAUGA	5,462	\$ 90,064	\$ 63,710	\$ -	\$ 3,917	\$ -	\$ -	\$ 76	\$ 22,361	1,818
BALDWIN	19,620	\$ 209,540	\$ 148,357	\$ -	\$ 7,109	\$ -	\$ -	\$ 794	\$ 53,280	5,747
BARBOUR	1,572	\$ 22,195	\$ 16,081	\$ -	\$ 528	\$ -	\$ -	\$ 27	\$ 5,559	568
BIBB	1,247	\$ 14,427	\$ 8,448	\$ -	\$ 219	\$ -	\$ -	\$ 18	\$ 5,742	375
BLOUNT	3,172	\$ 35,515	\$ 18,403	\$ -	\$ 589	\$ -	\$ -	\$ 55	\$ 16,468	1,038
BULLOCK	382	\$ 12,715	\$ 6,221	\$ -	\$ 206	\$ -	\$ -	\$ 4	\$ 6,284	220
BUTLER	1,280	\$ 20,638	\$ 12,933	\$ -	\$ 460	\$ -	\$ -	\$ 19	\$ 7,226	421
CALHOUN	9,679	\$ 143,710	\$ 97,515	\$ -	\$ 3,955	\$ -	\$ 181	\$ 352	\$ 41,707	3,478
CHAMBERS	2,143	\$ 31,974	\$ 22,355	\$ -	\$ 775	\$ -	\$ -	\$ 232	\$ 8,612	742
CHEROKEE	1,730	\$ 18,999	\$ 12,075	\$ -	\$ 326	\$ -	\$ -	\$ 30	\$ 6,567	558
CHILTON	2,504	\$ 39,589	\$ 24,769	\$ -	\$ 609	\$ -	\$ -	\$ 46	\$ 14,166	835
CHOCTAW	765	\$ 11,623	\$ 8,725	\$ -	\$ 241	\$ -	\$ -	\$ 4	\$ 2,653	289
CLARKE	1,476	\$ 20,902	\$ 13,600	\$ -	\$ 456	\$ -	\$ -	\$ 6	\$ 6,840	493
CLAY	842	\$ 11,394	\$ 8,242	\$ -	\$ 357	\$ -	\$ -	\$ 10	\$ 2,784	290
CLEBURNE	751	\$ 8,472	\$ 5,079	\$ -	\$ 127	\$ -	\$ -	\$ 103	\$ 3,164	257
COFFEE	6,678	\$ 136,835	\$ 106,949	\$ -	\$ 8,010	\$ -	\$ -	\$ 245	\$ 21,632	2,198
COLBERT	3,659	\$ 49,762	\$ 34,747	\$ -	\$ 1,007	\$ -	\$ -	\$ 51	\$ 13,957	1,270
CONECUH	702	\$ 15,109	\$ 9,592	\$ -	\$ 450	\$ -	\$ -	\$ -	\$ 5,024	348
COOSA	737	\$ 12,666	\$ 8,370	\$ -	\$ 190	\$ -	\$ -	\$ 40	\$ 4,065	315
COVINGTON	3,028	\$ 38,753	\$ 25,931	\$ -	\$ 755	\$ -	\$ -	\$ 93	\$ 11,974	846
CRENSHAW	930	\$ 13,999	\$ 9,489	\$ -	\$ 493	\$ -	\$ -	\$ 46	\$ 3,971	285
CULLMAN	5,063	\$ 67,045	\$ 40,310	\$ -	\$ 1,887	\$ -	\$ -	\$ 251	\$ 24,598	1,535
DALE	6,414	\$ 94,847	\$ 72,437	\$ -	\$ 3,297	\$ -	\$ -	\$ 180	\$ 18,934	1,911
DALLAS	2,286	\$ 39,601	\$ 24,333	\$ -	\$ 605	\$ -	\$ -	\$ 81	\$ 14,582	907
DE KALB	3,125	\$ 37,866	\$ 23,829	\$ -	\$ 930	\$ -	\$ -	\$ 66	\$ 13,041	1,047
ELMORE	7,666	\$ 138,620	\$ 96,637	\$ -	\$ 4,502	\$ -	\$ -	\$ 354	\$ 37,127	2,551
ESCAMBIA	2,307	\$ 28,775	\$ 20,341	\$ -	\$ 522	\$ -	\$ -	\$ 79	\$ 7,833	721
ETOWAH	6,664	\$ 105,589	\$ 65,911	\$ -	\$ 1,949	\$ -	\$ -	\$ 249	\$ 37,480	2,509
FAYETTE	1,188	\$ 15,337	\$ 8,863	\$ -	\$ 337	\$ -	\$ -	\$ 49	\$ 6,089	451
FRANKLIN	1,324	\$ 17,232	\$ 12,576	\$ -	\$ 420	\$ -	\$ -	\$ 66	\$ 4,170	400
GENEVA	2,274	\$ 36,822	\$ 28,239	\$ -	\$ 1,056	\$ -	\$ -	\$ 47	\$ 7,481	780
GREENE	458	\$ 9,692	\$ 5,338	\$ -	\$ 97	\$ -	\$ -	\$ 4	\$ 4,252	219
HALE	841	\$ 17,600	\$ 12,077	\$ -	\$ 380	\$ -	\$ -	\$ 15	\$ 5,128	345
HENRY	1,200	\$ 19,224	\$ 14,289	\$ -	\$ 532	\$ -	\$ -	\$ 60	\$ 4,343	433
HOUSTON	8,566	\$ 123,786	\$ 88,162	\$ -	\$ 4,418	\$ -	\$ -	\$ 275	\$ 30,931	2,862
JACKSON	3,011	\$ 35,219	\$ 23,658	\$ -	\$ 762	\$ -	\$ -	\$ 33	\$ 10,766	907
JEFFERSON	41,673	\$ 684,535	\$ 307,813	\$ 443	\$ 18,270	\$ -	\$ (4)	\$ 1,931	\$ 356,081	14,194
LAMAR	774	\$ 12,030	\$ 7,855	\$ -	\$ 146	\$ -	\$ -	\$ 34	\$ 3,995	334
LAUDERDALE	5,533	\$ 71,885	\$ 50,191	\$ -	\$ 1,950	\$ -	\$ -	\$ 268	\$ 19,476	1,886

FY 2022 Geographic Distribution of VA Expenditures (GDX)

FY22 Summary of Expenditures by State Expenditures in \$000s										
County/ Congressional District	Veteran Population*	Total Expenditure	Compensation & Pension	Construction	Education & Vocational Rehabilitation/ Employment	Loan Guaranty#	General Operating Expenses	Insurance & Indemnities	Medical Care	Unique Patients**
LAWRENCE	1,511	\$ 15,595	\$ 9,762	\$ -	\$ 279	\$ -	\$ -	\$ 20	\$ 5,533	446
LEE	11,151	\$ 208,461	\$ 146,716	\$ -	\$ 13,695	\$ -	\$ -	\$ 529	\$ 47,521	4,089
LIMESTONE	7,263	\$ 127,766	\$ 96,599	\$ -	\$ 7,092	\$ -	\$ -	\$ 141	\$ 23,935	2,612
LOWNDES	564	\$ 12,689	\$ 7,169	\$ -	\$ 294	\$ -	\$ -	\$ 4	\$ 5,222	283
MACON	1,371	\$ 65,737	\$ 18,948	\$ -	\$ 624	\$ -	\$ -	\$ 26	\$ 46,139	767
MADISON	35,283	\$ 520,404	\$ 382,049	\$ -	\$ 28,851	\$ -	\$ -	\$ 1,334	\$ 108,169	11,814
MARENGO	1,205	\$ 20,448	\$ 12,109	\$ -	\$ 389	\$ -	\$ -	\$ 67	\$ 7,883	544
MARION	1,635	\$ 20,507	\$ 13,181	\$ -	\$ 378	\$ -	\$ -	\$ 53	\$ 6,895	585
MARSHALL	6,006	\$ 73,467	\$ 48,391	\$ -	\$ 1,946	\$ -	\$ -	\$ 510	\$ 22,620	1,976
MOBILE	30,364	\$ 344,608	\$ 213,274	\$ 926	\$ 11,768	\$ -	\$ 160	\$ 717	\$ 117,763	9,417
MONROE	1,333	\$ 20,204	\$ 11,665	\$ -	\$ 597	\$ -	\$ -	\$ 2	\$ 7,940	485
MONTGOMERY	18,826	\$ 434,277	\$ 225,349	\$ 960	\$ 14,126	\$ -	\$ 24,408	\$ 835	\$ 168,600	7,544
MORGAN	7,279	\$ 84,626	\$ 58,715	\$ -	\$ 2,552	\$ -	\$ -	\$ 248	\$ 23,112	1,977
PERRY	454	\$ 8,562	\$ 5,172	\$ -	\$ 88	\$ -	\$ -	\$ 17	\$ 3,285	230
PICKENS	1,193	\$ 22,827	\$ 13,231	\$ -	\$ 375	\$ -	\$ -	\$ 23	\$ 9,198	550
PIKE	2,366	\$ 32,658	\$ 21,934	\$ -	\$ 1,626	\$ -	\$ -	\$ 26	\$ 9,071	654
RANDOLPH	1,427	\$ 17,397	\$ 11,023	\$ -	\$ 345	\$ -	\$ -	\$ 27	\$ 6,001	472
RUSSELL	6,493	\$ 177,546	\$ 128,628	\$ 138	\$ 10,760	\$ -	\$ 1,210	\$ 178	\$ 36,631	3,255
SAINT CLAIR	5,771	\$ 76,793	\$ 43,952	\$ -	\$ 1,872	\$ -	\$ -	\$ 303	\$ 30,666	1,993
SHELBY	12,309	\$ 146,617	\$ 94,288	\$ -	\$ 5,820	\$ -	\$ 1,770	\$ 564	\$ 44,175	3,385
SUMTER	581	\$ 10,982	\$ 6,529	\$ -	\$ 241	\$ -	\$ -	\$ 0	\$ 4,211	263
TALLADEGA	5,564	\$ 66,593	\$ 41,719	\$ -	\$ 1,428	\$ -	\$ -	\$ 109	\$ 23,337	1,890
TALLAPOOSA	3,174	\$ 45,506	\$ 29,848	\$ -	\$ 824	\$ -	\$ -	\$ 73	\$ 14,761	1,046
TUSCALOOSA	12,407	\$ 314,646	\$ 99,426	\$ (45)	\$ 7,910	\$ -	\$ 54	\$ 475	\$ 206,825	5,196
WALKER	4,091	\$ 58,051	\$ 35,141	\$ -	\$ 955	\$ -	\$ -	\$ 65	\$ 21,889	1,464
WASHINGTON	766	\$ 10,870	\$ 7,380	\$ -	\$ 265	\$ -	\$ -	\$ 25	\$ 3,201	275
WILCOX	517	\$ 8,283	\$ 5,631	\$ -	\$ 161	\$ -	\$ -	\$ 2	\$ 2,489	173
WINSTON	1,504	\$ 18,710	\$ 11,666	\$ -	\$ 402	\$ -	\$ -	\$ 16	\$ 6,626	465
ALABAMA (Totals)	351,132	\$ 5,479,418	\$ 3,363,948	\$ 2,423	\$ 188,504	\$ -	\$ 27,778	\$ 12,726	\$ 1,884,039	120,233

FY 2022 Geographic Distribution of VA Expenditures (GDX)

FY22 Summary of Expenditures by State Expenditures in \$000s										
County/ Congressional District	Veteran Population*	Total Expenditure	Compensation & Pension	Construction	Education & Vocational Rehabilitation/ Employment	Loan Guaranty#	General Operating Expenses	Insurance & Indemnities	Medical Care	Unique Patients**
CONG. DIST (01)	54,730	\$ 618,536	\$ 404,145	\$ 926	\$ 20,366	\$ -	\$ 160	\$ 1,618	\$ 191,322	16,791
CONG. DIST (02)	60,474	\$ 1,096,115	\$ 715,696	\$ 766	\$ 39,219	\$ -	\$ 24,408	\$ 2,026	\$ 314,002	20,292
CONG. DIST (03)	53,517	\$ 928,935	\$ 607,275	\$ 260	\$ 37,681	\$ -	\$ 1,391	\$ 2,124	\$ 280,203	20,407
CONG. DIST (04)	40,417	\$ 544,123	\$ 342,604	\$ 36	\$ 12,958	\$ -	\$ -	\$ 1,571	\$ 186,954	13,829
CONG. DIST (05)	58,368	\$ 839,730	\$ 611,211	\$ -	\$ 41,208	\$ -	\$ -	\$ 2,024	\$ 185,286	19,193
CONG. DIST (06)	40,878	\$ 525,227	\$ 309,173	\$ 210	\$ 16,665	\$ -	\$ 1,770	\$ 1,701	\$ 195,709	12,028
CONG. DIST (07)	42,748	\$ 926,752	\$ 373,845	\$ 225	\$ 20,407	\$ -	\$ 49	\$ 1,663	\$ 530,563	17,693

*The FY 23 GDX Report will be available Summer 2024 on the U.S. Department of Veterans Affairs website.

Alabama State Veterans Homes

The State of Alabama Department of Veterans Affairs (ADVA) operates four veterans homes throughout the state. The Bill Nichols State Veterans Home located in Alexander City opened in 1989. The home is licensed for 150 skilled nursing beds. The Floyd E. “Tut” Fann State Veterans Home located in Huntsville opened in 1995. The home is licensed for 150 skilled nursing beds. The William F. Green State Veterans Home located in Bay Minette opened in 1995. The home is licensed for 150 skilled nursing beds. The Col. Robert L. Howard State Veterans Home is in Pell City. It opened in November 2012. The home is licensed for 174 skilled nursing beds and 80 domiciliary/assisted living beds.

As required by state law, the ADVA contracts with a private management company to operate the state veterans homes. There is an on-site state-employed director at each of the homes for contract oversight on behalf of ADVA. The current healthcare contractor for Bill Nichols, “Tut” Fann and W.F. Green State Veterans Homes is HMR of Alabama, Inc. The contract period for this contract began July 1, 2019 and continues through June 30, 2024. The Col. Robert L. Howard State Veterans Home is on a separate contract. That contract with HMR of Alabama, Inc. began March 1, 2017 and continued through February 28, 2022. Through the Request for Proposal (RFP) process, the Board of Veterans Affairs selected HMR of Alabama for the new contract period effective March 1, 2022 and continuing through February 28, 2027.

The eligibility criteria to be admitted into the State Veterans Home Program include the following:

- Applicants must have served a minimum of 90 days active military duty with honorable discharge. Veterans who enlisted after September 7, 1980, and those commissioned after October 16, 1981, must have served a minimum of 24 continuous months or the full period (minimum of 90 days active duty) for which the person was called and honorably discharged. Active duty for training does not count toward service time. *Note: As of October 7, 2022, the Board of Veterans Affairs voted to remove the preference for wartime veterans and all veterans are considered equally.*
- Applicants must meet the qualifications as set forth by the U.S. Department of Veterans Affairs criteria for skilled nursing care or domiciliary/assisted living services.
- Applicants must have been a resident of Alabama for the immediate past 12 months.
- Applicants may not have medical or nursing care needs that the home is not equipped to provide. This may include diagnosis/behavioral traits that may prove dangerous to the well-being of self or others.
- Veterans listed on the Sex Offender Registry or in a felony fugitive status shall not be admitted to a state veterans home.

Applications are available by contacting the local county Veteran Service Officer, contacting the director at the veterans home, or by downloading from the ADVA website. (www.va.alabama.gov).

Applications are received and reviewed by the Admissions Committee at the veterans home. They are date stamped and added to the waiting list in the order they are received. At times, an applicant may be denied admission for several reasons; however, there is an appeal process in place to ensure full consideration is given to every veteran. The Federal VA makes an assessment upon admission in order to authorize per diem payments.

A big milestone was celebrated during our 2022 Veterans Day Program at the Col. Robert L. Howard State Veterans Home. It was the 10-year Anniversary Celebration of the opening of the home. The Col. Howard SVH was one of the first in the nation under the modified small house design. Multiple states over the years have sent leadership to tour the home and replicate design ideas for their new veterans homes.

The Public Health Emergency related to COVID-19 ended in March 2023. New guidance was received and modified protocols allowed masks to no longer be required except under certain conditions. Screening continues according to regulatory guidance. We have been successful in getting the census back to full capacity after having stopped admitting during the height of COVID. The greatest challenge has been staffing. Agency contracts were utilized to fill gaps in staffing. A tremendous amount of effort was and continues to be placed on recruiting and retaining staff through competitive pay, sign on bonuses, and scholarships.

We strive to keep each of the veterans homes in optimal condition. Some items are planned for, such as purchases of various pieces of furniture that start to show wear and tear, carpet replacement, and installation of exterior camera systems to monitor the exterior perimeter at each veterans home. Other areas are budgeted and replaced as needed such as HVAC equipment, kitchen equipment and laundry equipment. There are times when emergency repairs are required. For example, in 2022, the porte-cochere ceiling fell and had to be replaced at WF Green SVH. At Bill Nichols SVH, there was a complete power failure due to an electrical event. At Tut Fann SVH, a pipe burst due to extreme weather on Christmas Eve and caused minor flooding of a couple of rooms.

Expenditures for Repair / Maintenance and Equipment

	FY22	FY 23
Bill Nichols State Veterans Home	\$326,869.74	\$ 340,924.54
“Tut” Fann State Veterans Home	\$121,091.65	\$ 312,365.33
William F. Green State Veterans Home	\$285,193.52	\$ 213,670.17
<u>Robert L. Howard State Veterans Home</u>	<u>\$233,098.25</u>	<u>\$ 266,976.90</u>
TOTAL ANNUAL EXPENDITURES	\$966,253.16	\$1,133,936.94

Several projects that are planned for improvement require an Architect/Engineering (A/E) Firm and management by Division of Construction Management (DCM) and/or AL Dept of Public Health (ADPH). Two A/E firms were hired on an open-end contract. We can now task either A/E firm with projects as needed during their contract period. Currently we are replacing the nurse call system at Bill Nichols SVH and Col. Howard SVH. Additionally preliminary specifications are being developed for Tut Fann SVH to replace the roof, signage and some of the original air units. There are several other projects that will follow.

Our newest veterans home located in Enterprise, CSM Bennie G. Adkins State Veterans Home, is well under way. The 174-bed skilled care facility design was approved by DCM and ADPH. Bidders were pre-qualified to ensure the selected contractor would be capable of handling this magnitude of a project. Bids were opened on May 10, 2022 through the competitive bid process. Rabren General Contractors was awarded the contract. Due to COVID all construction materials had greatly escalated in price and there were concerns of timely delivery. The project came in a great deal over the original budget at \$98.6 million. With the \$42.9 million from the Federal VA Construction Grant, additional funds from state legislature/Governor Ivey, and additional money approved by the Board of Veterans Affairs from the Veterans Assistance Fund, the project was able to move forward. The groundbreaking ceremony was held on June 17, 2022 with over 200 in attendance. Meetings are held every two weeks on site with the ADVA, Williams-Blackstock Architects and Rabren Construction to review work, approve mockups and handle any potential issues. The project is on time and on budget for completion in Summer 2024.

We received approval for the Certificate of Need (CON) for the CSM Bennie G. Adkins State Veterans Home on February 16, 2022. Progress updates are submitted every 6 months to the Health Planning and Development Agency (SHPDA).

Bill Nichols State Veterans Home, “Tut” Fann State Veterans Home, William F. Green State Veterans Home, and Col. Robert L Howard State Veterans Home are fully licensed and in compliance with healthcare standards of the federal VA and the Alabama Department of Public Health. Excellent care continues to be provided to Alabama’s heroes.

Bill Nichols State Veterans Home

FY 2022 Resident Demographics

By Age:

30-39:	0	60-69:	15	90-99:	22
40-49:	0	70-79:	59	100 +:	3
50-59:	1	80-89:	43		

By Sex:

Male:	140
Female:	3
Total:	143

By Race:

White:	104
Black:	39
Other:	0

Demographics by County of Residence:

Autauga	5	Conecuh	0	Houston	4	Morgan	0
Baldwin	0	Coosa	7	Jackson	0	Perry	0
Barbour	1	Covington	0	Jefferson	8	Pickens	0
Bibb	0	Crenshaw	1	Lamar	0	Pike	0
Blount	1	Cullman	0	Lauderdale	0	Randolph	2
Bullock	1	Dale	4	Lawrence	1	Russell	1
Butler	0	Dallas	3	Lee	20	St. Clair	1
Calhoun	4	DeKalb	0	Limestone	0	Shelby	6
Chambers	1	Elmore	15	Lowndes	0	Sumter	0
Cherokee	1	Escambia	0	Macon	6	Talladega	5
Chilton	4	Etowah	0	Madison	0	Tallapoosa	11
Choctaw	0	Fayette	1	Marengo	0	Tuscaloosa	1
Clarke	0	Franklin	0	Marion	0	Walker	2
Clay	1	Geneva	0	Marshall	1	Washington	0
Cleburne	0	Greene	0	Mobile	0	Wilcox	2
Coffee	0	Hale	0	Monroe	0	Winston	0
Colbert	0	Henry	0	Montgomery	22		

Admissions/Discharges by Month:

PFYs	Admitted	2,509	Discharged	429	Deaths	1,974
October 2021	Admitted	0	Discharged	1	Deaths	1
November 2021	Admitted	4	Discharged	1	Deaths	5
December 2021	Admitted	8	Discharged	2	Deaths	4
January 2022	Admitted	8	Discharged	2	Deaths	5
February 2022	Admitted	7	Discharged	0	Deaths	6
March 2022	Admitted	12	Discharged	0	Deaths	3
April 2022	Admitted	12	Discharged	3	Deaths	4
May 2022	Admitted	13	Discharged	1	Deaths	5
June 2022	Admitted	12	Discharged	0	Deaths	8
July 2022	Admitted	13	Discharged	2	Deaths	6
August 2022	Admitted	9	Discharged	0	Deaths	2
September 2022	Admitted	9	Discharged	3	Deaths	6
TOTALS TO DATE:		2,616		444		2,029

Warime Era Service *Will exceed total number of residents due to service in multiple wartime eras*

WWII:	9	Korea:	38	Vietnam:	85
Gulf War:	17	Ex-POW:	0	Peacetime:	10

As of: September 30, 2022

Total Residents: 143

Bill Nichols State Veterans Home

FY 2023 Resident Demographics

By Age:

30-39:	0	60-69:	16	90-99:	22
40-49:	0	70-79:	63	100 +:	2
50-59:	2	80-89:	43		

By Sex:

Male:	145
Female:	3
Total:	148

By Race:

White:	102
Black:	46
Other:	0

Demographics by County of Residence:

Autauga	6	Conecuh	0	Houston	4	Morgan	0
Baldwin	1	Coosa	6	Jackson	0	Perry	0
Barbour	0	Covington	0	Jefferson	9	Pickens	0
Bibb	0	Crenshaw	1	Lamar	0	Pike	2
Blount	1	Cullman	0	Lauderdale	0	Randolph	1
Bullock	0	Dale	4	Lawrence	0	Russell	3
Butler	0	Dallas	2	Lee	17	St. Clair	2
Calhoun	4	DeKalb	0	Limestone	0	Shelby	8
Chambers	1	Elmore	17	Lowndes	0	Sumter	0
Cherokee	1	Escambia	0	Macon	5	Talladega	7
Chilton	4	Etowah	1	Madison	0	Tallapoosa	10
Choctaw	0	Fayette	1	Marengo	0	Tuscaloosa	1
Clarke	0	Franklin	0	Marion	0	Walker	2
Clay	2	Geneva	0	Marshall	2	Washington	0
Cleburne	0	Greene	0	Mobile	0	Wilcox	0
Coffee	0	Hale	0	Monroe	0	Winston	0
Colbert	0	Henry	0	Montgomery	25		

Admissions/Discharges by Month:

PFYs	Admitted	2,616	Discharged	444	Deaths	2,029
October 2022	Admitted	7	Discharged	0	Deaths	6
November 2022	Admitted	9	Discharged	1	Deaths	5
December 2022	Admitted	3	Discharged	3	Deaths	8
January 2023	Admitted	11	Discharged	4	Deaths	5
February 2023	Admitted	9	Discharged	0	Deaths	5
March 2023	Admitted	8	Discharged	3	Deaths	5
April 2023	Admitted	10	Discharged	1	Deaths	8
May 2023	Admitted	10	Discharged	5	Deaths	3
June 2023	Admitted	8	Discharged	0	Deaths	6
July 2023	Admitted	3	Discharged	1	Deaths	4
August 2023	Admitted	8	Discharged	2	Deaths	8
September 2023	Admitted	5	Discharged	0	Deaths	3

TOTALS TO DATE:	2,707	464	2,095
-----------------	-------	-----	-------

Warime Era Service *Will exceed total number of residents due to service in multiple wartime eras*

WWII:	5	Korea:	39	Vietnam:	91
Gulf War:	15	Ex-POW:	0	Peacetime:	15

As of:	September 30, 2023	Total Residents:	148
--------	--------------------	------------------	-----

Floyd E. “Tut” Fann State Veterans Home

FY 2022 Resident Demographics

By Age:

30-39:	0	60-69:	18	90-99:	22
40-49:	0	70-79:	48	100 +:	1
50-59:	2	80-89:	58		

By Sex:

Male:	143
Female:	6
Total:	149

By Race:

White:	125
Black:	24
Other:	0

Demographics by County of Residence:

Autauga	0	Conecuh	0	Houston	0	Morgan	17
Baldwin	0	Coosa	0	Jackson	0	Perry	0
Barbour	0	Covington	0	Jefferson	11	Pickens	0
Bibb	0	Crenshaw	0	Lamar	0	Pike	0
Blount	2	Cullman	5	Lauderdale	4	Randolph	0
Bullock	0	Dale	0	Lawrence	2	Russell	0
Butler	0	Dallas	0	Lee	1	St. Clair	0
Calhoun	3	DeKalb	1	Limestone	9	Shelby	3
Chambers	0	Elmore	0	Lowndes	0	Sumter	0
Cherokee	1	Escambia	0	Macon	0	Talladega	0
Chilton	0	Etowah	3	Madison	70	Tallapoosa	0
Choctaw	0	Fayette	1	Marengo	0	Tuscaloosa	1
Clarke	1	Franklin	1	Marion	0	Walker	3
Clay	0	Geneva	0	Marshall	6	Washington	0
Cleburne	0	Greene	0	Mobile	0	Wilcox	0
Coffee	0	Hale	1	Monroe	0	Winston	1
Colbert	1	Henry	0	Montgomery	1		

Admissions/Discharges by Month:

PFYs	Admitted	2,144	Discharged	321	Deaths	1,710
October 2021	Admitted	8	Discharged	1	Deaths	7
November 2021	Admitted	13	Discharged	4	Deaths	6
December 2021	Admitted	12	Discharged	2	Deaths	6
January 2022	Admitted	5	Discharged	3	Deaths	9
February 2022	Admitted	15	Discharged	1	Deaths	10
March 2022	Admitted	17	Discharged	5	Deaths	6
April 2022	Admitted	15	Discharged	2	Deaths	6
May 2022	Admitted	13	Discharged	2	Deaths	8
June 2022	Admitted	15	Discharged	1	Deaths	7
July 2022	Admitted	10	Discharged	1	Deaths	7
August 2022	Admitted	9	Discharged	0	Deaths	6
September 2022	Admitted	7	Discharged	1	Deaths	2
TOTALS TO DATE:		2,283		344		1,790

Warime Era Service *Will exceed total number of residents due to service in multiple wartime eras*

WWII:	6	Korea:	41	Vietnam:	82
Gulf War:	10	Ex-POW:	0	Peacetime:	15

As of: September 30, 2022

Total Residents: 149

Floyd E. “Tut” Fann State Veterans Home

FY 2023 Resident Demographics

By Age:

30-39:	0	60-69:	17	90-99:	20
40-49:	0	70-79:	54	100 +:	0
50-59:	2	80-89:	56		

By Sex:

Male:	143
Female:	6
Total:	149

By Race:

White:	121
Black:	27
Other:	1

Demographics by County of Residence:

Autauga	0	Conecuh	0	Houston	0	Morgan	16
Baldwin	0	Coosa	1	Jackson	3	Perry	0
Barbour	0	Covington	0	Jefferson	13	Pickens	0
Bibb	0	Crenshaw	0	Lamar	0	Pike	0
Blount	1	Cullman	2	Lauderdale	1	Randolph	0
Bullock	0	Dale	0	Lawrence	2	Russell	0
Butler	0	Dallas	0	Lee	1	St. Clair	0
Calhoun	1	DeKalb	5	Limestone	9	Shelby	5
Chambers	0	Elmore	1	Lowndes	0	Sumter	0
Cherokee	2	Escambia	0	Macon	0	Talladega	0
Chilton	0	Etowah	4	Madison	64	Tallapoosa	0
Choctaw	0	Fayette	1	Marengo	0	Tuscaloosa	2
Clarke	0	Franklin	0	Marion	0	Walker	4
Clay	0	Geneva	0	Marshall	7	Washington	0
Cleburne	0	Greene	0	Mobile	0	Wilcox	0
Coffee	0	Hale	0	Monroe	0	Winston	1
Colbert	2	Henry	0	Montgomery	1		

Admissions/Discharges by Month:

PFYs	Admitted	2,283	Discharged	344	Deaths	1,790
October 2022	Admitted	5	Discharged	2	Deaths	6
November 2022	Admitted	10	Discharged	4	Deaths	8
December 2022	Admitted	11	Discharged	0	Deaths	11
January 2023	Admitted	7	Discharged	1	Deaths	8
February 2023	Admitted	9	Discharged	3	Deaths	4
March 2023	Admitted	13	Discharged	1	Deaths	8
April 2023	Admitted	6	Discharged	2	Deaths	7
May 2023	Admitted	9	Discharged	2	Deaths	6
June 2023	Admitted	8	Discharged	3	Deaths	3
July 2023	Admitted	9	Discharged	2	Deaths	8
August 2023	Admitted	10	Discharged	2	Deaths	8
September 2023	Admitted	8	Discharged	2	Deaths	4
TOTALS TO DATE:		2,388		368		1,871

Warime Era Service *Will exceed total number of residents due to service in multiple wartime eras*

WWII:	0	Korea:	32	Vietnam:	85
Gulf War:	14	Ex-POW:	0	Peacetime:	29

As of: September 30, 2023

Total Residents: 149

William F. Green State Veterans Home

FY 2022 Resident Demographics

By Age:

30-39:	0	60-69:	13	90-99:	30
40-49:	0	70-79:	62	100 +:	1
50-59:	0	80-89:	42		

By Sex:

Male:	147
Female:	1
Total:	148

By Race:

White:	120
Black:	28
Other:	0

Demographics by County of Residence:

Autauga	0	Conecuh	1	Houston	1	Morgan	0
Baldwin	56	Coosa	0	Jackson	0	Perry	0
Barbour	0	Covington	10	Jefferson	3	Pickens	0
Bibb	0	Crenshaw	0	Lamar	0	Pike	0
Blount	0	Cullman	0	Lauderdale	0	Randolph	0
Bullock	0	Dale	2	Lawrence	0	Russell	0
Butler	0	Dallas	1	Lee	0	St. Clair	0
Calhoun	0	DeKalb	0	Limestone	0	Shelby	0
Chambers	0	Elmore	0	Lowndes	0	Sumter	0
Cherokee	0	Escambia	8	Macon	0	Talladega	1
Chilton	0	Etowah	0	Madison	1	Tallapoosa	0
Choctaw	0	Fayette	0	Marengo	0	Tuscaloosa	0
Clarke	5	Franklin	0	Marion	0	Walker	0
Clay	0	Geneva	0	Marshall	0	Washington	1
Cleburne	0	Greene	0	Mobile	52	Wilcox	1
Coffee	2	Hale	0	Monroe	3	Winston	0
Colbert	0	Henry	0	Montgomery	0		

Admissions/Discharges by Month:

PFYs	Admitted	2,218	Discharged	459	Deaths	1,641
October 2021	Admitted	7	Discharged	0	Deaths	4
November 2021	Admitted	12	Discharged	1	Deaths	2
December 2021	Admitted	10	Discharged	0	Deaths	5
January 2022	Admitted	7	Discharged	1	Deaths	8
February 2022	Admitted	11	Discharged	0	Deaths	3
March 2022	Admitted	9	Discharged	0	Deaths	5
April 2022	Admitted	6	Discharged	1	Deaths	2
May 2022	Admitted	10	Discharged	1	Deaths	11
June 2022	Admitted	7	Discharged	3	Deaths	2
July 2022	Admitted	5	Discharged	1	Deaths	6
August 2022	Admitted	6	Discharged	0	Deaths	5
September 2022	Admitted	9	Discharged	2	Deaths	6

TOTALS TO DATE: 2,317 469 1,700

Warime Era Service *Will exceed total number of residents due to service in multiple wartime eras*

WWII:	9	Korea:	44	Vietnam:	96
Gulf War:	10	Ex-POW:	0	Peacetime:	0

As of: September 30, 2022 Total Residents: 148

William F. Green State Veterans Home

FY 2023 Resident Demographics

By Age:

30-39:	0	60-69:	16	90-99:	29
40-49:	0	70-79:	62	100 +:	1
50-59:	0	80-89:	39		

By Sex:

Male:	143
<u>Female:</u>	<u>4</u>
Total:	147

By Race:

White:	118
Black:	28
Other:	0
No Answer:	1

Demographics by County of Residence:

Autauga	0	Conecuh	1	Houston	4	Morgan	0
Baldwin	52	Coosa	0	Jackson	0	Perry	0
Barbour	0	Covington	8	Jefferson	4	Pickens	0
Bibb	0	Crenshaw	2	Lamar	0	Pike	0
Blount	0	Cullman	0	Lauderdale	0	Randolph	0
Bullock	0	Dale	1	Lawrence	0	Russell	0
Butler	1	Dallas	3	Lee	1	St. Clair	1
Calhoun	0	DeKalb	0	Limestone	0	Shelby	0
Chambers	0	Elmore	0	Lowndes	0	Sumter	0
Cherokee	0	Escambia	2	Macon	0	Talladega	0
Chilton	0	Etowah	0	Madison	1	Tallapoosa	1
Choctaw	1	Fayette	0	Marengo	0	Tuscaloosa	1
Clarke	4	Franklin	0	Marion	0	Walker	0
Clay	0	Geneva	0	Marshall	0	Washington	2
Cleburne	0	Greene	0	Mobile	52	Wilcox	0
Coffee	4	Hale	0	Monroe	1	Winston	0
Colbert	0	Henry	0	Montgomery	0		

Admissions/Discharges by Month:

PFYs	Admitted	2,316	Discharged	469	Deaths	1,700
October 2022	Admitted	10	Discharged	1	Deaths	11
November 2022	Admitted	6	Discharged	4	Deaths	4
December 2022	Admitted	7	Discharged	1	Deaths	5
January 2023	Admitted	13	Discharged	0	Deaths	11
February 2023	Admitted	8	Discharged	3	Deaths	7
March 2023	Admitted	11	Discharged	1	Deaths	6
April 2023	Admitted	6	Discharged	1	Deaths	5
May 2023	Admitted	9	Discharged	3	Deaths	4
June 2023	Admitted	5	Discharged	1	Deaths	6
July 2023	Admitted	8	Discharged	0	Deaths	7
August 2023	Admitted	8	Discharged	1	Deaths	10
September 2023	<u>Admitted</u>	<u>9</u>	<u>Discharged</u>	<u>1</u>	<u>Deaths</u>	<u>7</u>

TOTALS TO DATE: 2,416 486 1,783

Warime Era Service *Will exceed total number of residents due to service in multiple wartime eras*

WWII:	3	Korea:	33	Vietnam:	107
Gulf War:	13	Ex-POW:	0	Peacetime:	11

As of: September 30, 2023

Total Residents: 147

Col. Robert L. Howard State Veterans Home - SNF

FY 2022 Resident Demographics

By Age:					By Sex:		By Race:		
30-39:	0	60-69:	8	90-99:	45	Male:	164	White:	152
40-49:	1	70-79:	76	100 +:	3	Female:	8	Black:	19
50-59:	5	80-89:	34			Total:	172	Other:	1

Demographics by County of Residence:

Autauga	1	Conecuh	0	Houston	0	Morgan	1
Baldwin	0	Coosa	0	Jackson	1	Perry	0
Barbour	0	Covington	0	Jefferson	49	Pickens	0
Bibb	0	Crenshaw	0	Lamar	0	Pike	0
Blount	2	Cullman	3	Lauderdale	1	Randolph	0
Bullock	0	Dale	0	Lawrence	0	Russell	0
Butler	0	Dallas	0	Lee	0	St. Clair	23
Calhoun	17	DeKalb	1	Limestone	2	Shelby	25
Chambers	0	Elmore	1	Lowndes	0	Sumter	0
Cherokee	2	Escambia	0	Macon	0	Talladega	5
Chilton	4	Etowah	18	Madison	3	Tallapoosa	2
Choctaw	0	Fayette	0	Marengo	0	Tuscaloosa	1
Clarke	0	Franklin	0	Marion	0	Walker	2
Clay	0	Geneva	1	Marshall	0	Washington	0
Cleburne	1	Greene	0	Mobile	0	Wilcox	0
Coffee	0	Hale	0	Monroe	0	Winston	0
Colbert	1	Henry	0	Montgomery	5		

Admissions/Discharges by Month:

PFYs	Admitted	745	Discharged	68	Deaths	510
October 2021	Admitted	5	Discharged	1	Deaths	5
November 2021	Admitted	4	Discharged	0	Deaths	4
December 2021	Admitted	7	Discharged	1	Deaths	9
January 2022	Admitted	4	Discharged	1	Deaths	3
February 2022	Admitted	1	Discharged	0	Deaths	3
March 2022	Admitted	9	Discharged	0	Deaths	8
April 2022	Admitted	11	Discharged	2	Deaths	4
May 2022	Admitted	6	Discharged	0	Deaths	4
June 2022	Admitted	5	Discharged	0	Deaths	4
July 2022	Admitted	5	Discharged	1	Deaths	4
August 2022	Admitted	5	Discharged	0	Deaths	6
September 2022	Admitted	7	Discharged	1	Deaths	4
TOTALS TO DATE:		814		75		568

Warime Era Service	<i>Will exceed total number of residents due to service in multiple wartime eras</i>					
	WWII:	15	Korea:	50	Vietnam:	106
	Gulf War:	12	Ex-POW:	0	Peacetime:	1

As of: September 30, 2022 Total Residents: 172

Col. Robert L. Howard State Veterans Home - SNF

FY 2023 Resident Demographics

By Age:

30-39:	0	60-69:	5	90-99:	46
40-49:	1	70-79:	70	100 +:	2
50-59:	4	80-89:	44		

By Sex:

Male:	164
Female:	8
Total:	172

By Race:

White:	155
Black:	16
Other:	1

Demographics by County of Residence:

Autauga	2	Conecuh	0	Houston	0	Morgan	0
Baldwin	1	Coosa	0	Jackson	1	Perry	0
Barbour	0	Covington	0	Jefferson	53	Pickens	0
Bibb	0	Crenshaw	0	Lamar	0	Pike	0
Blount	1	Cullman	5	Lauderdale	1	Randolph	0
Bullock	0	Dale	0	Lawrence	0	Russell	0
Butler	0	Dallas	0	Lee	1	St. Clair	23
Calhoun	19	DeKalb	1	Limestone	2	Shelby	26
Chambers	0	Elmore	1	Lowndes	0	Sumter	0
Cherokee	2	Escambia	0	Macon	0	Talladega	3
Chilton	3	Etowah	16	Madison	3	Tallapoosa	1
Choctaw	0	Fayette	0	Marengo	0	Tuscaloosa	1
Clarke	0	Franklin	0	Marion	0	Walker	0
Clay	0	Geneva	1	Marshall	0	Washington	0
Cleburne	1	Greene	0	Mobile	0	Wilcox	0
Coffee	0	Hale	0	Monroe	0	Winston	0
Colbert	1	Henry	0	Montgomery	3		

Admissions/Discharges by Month:

PFYs	Admitted	814	Discharged	75	Deaths	568
October 2022	Admitted	4	Discharged	0	Deaths	5
November 2022	Admitted	6	Discharged	1	Deaths	5
December 2022	Admitted	5	Discharged	0	Deaths	5
January 2023	Admitted	6	Discharged	2	Deaths	6
February 2023	Admitted	4	Discharged	2	Deaths	1
March 2023	Admitted	3	Discharged	0	Deaths	1
April 2023	Admitted	2	Discharged	1	Deaths	5
May 2023	Admitted	6	Discharged	1	Deaths	4
June 2023	Admitted	5	Discharged	0	Deaths	2
July 2023	Admitted	4	Discharged	0	Deaths	3
August 2023	Admitted	4	Discharged	0	Deaths	5
September 2023	Admitted	6	Discharged	0	Deaths	6
TOTALS TO DATE:		869		82		616

Warime Era Service *Will exceed total number of residents due to service in multiple wartime eras*

WWII:	14	Korea:	54	Vietnam:	102
Gulf War:	11	Ex-POW:	0	Peacetime:	4

As of: September 30, 2023

Total Residents: 172

Col. Robert L. Howard State Veterans Home - DOM

FY 2022 Resident Demographics

By Age:					By Sex:		By Race:		
30-39:	0	60-69:	4	90-99:	26	Male:	77	White:	77
40-49:	0	70-79:	25	100 +:	0	Female:	2	Black:	2
50-59:	0	80-89:	24			Total:	79	Other:	

Demographics by County of Residence:

Autauga	1	Conecuh	0	Houston	0	Morgan	0
Baldwin	4	Coosa	0	Jackson	0	Perry	0
Barbour	0	Covington	0	Jefferson	25	Pickens	0
Bibb	0	Crenshaw	0	Lamar	0	Pike	0
Blount	0	Cullman	0	Lauderdale	0	Randolph	0
Bullock	0	Dale	0	Lawrence	0	Russell	0
Butler	0	Dallas	0	Lee	2	St. Clair	12
Calhoun	7	DeKalb	1	Limestone	0	Shelby	9
Chambers	0	Elmore	0	Lowndes	0	Sumter	0
Cherokee	0	Escambia	0	Macon	0	Talladega	6
Chilton	0	Etowah	5	Madison	1	Tallapoosa	0
Choctaw	0	Fayette	0	Marengo	0	Tuscaloosa	0
Clarke	0	Franklin	0	Marion	0	Walker	1
Clay	0	Geneva	0	Marshall	1	Washington	0
Cleburne	1	Greene	0	Mobile	1	Wilcox	0
Coffee	0	Hale	0	Monroe	0	Winston	0
Colbert	0	Henry	0	Montgomery	2		

Admissions/Discharges by Month:

PFYs	Admitted	340	Discharged	229	Deaths	32
October 2021	Admitted	4	Discharged	2	Deaths	0
November 2021	Admitted	3	Discharged	1	Deaths	0
December 2021	Admitted	4	Discharged	6	Deaths	0
January 2022	Admitted	1	Discharged	1	Deaths	0
February 2022	Admitted	2	Discharged	1	Deaths	0
March 2022	Admitted	3	Discharged	1	Deaths	0
April 2022	Admitted	2	Discharged	3	Deaths	0
May 2022	Admitted	0	Discharged	1	Deaths	0
June 2022	Admitted	3	Discharged	0	Deaths	0
July 2022	Admitted	1	Discharged	2	Deaths	0
August 2022	Admitted	1	Discharged	0	Deaths	1
September 2022	Admitted	2	Discharged	2	Deaths	0
TOTALS TO DATE:		366		249		33

Warime Era Service *Will exceed total number of residents due to service in multiple wartime eras*

WWII:	11	Korea:	35	Vietnam:	35
Gulf War:	3	Ex-POW:	0	Peacetime:	0

As of: September 30, 2022

Total Residents: 79

Col. Robert L. Howard State Veterans Home - DOM

FY 2023 Resident Demographics

By Age:					By Sex:		By Race:		
30-39:	0	60-69:	3	90-99:	21	Male:	75	White:	74
40-49:	0	70-79:	22	100 +:	1	Female:	1	Black:	2
50-59:	0	80-89:	29			Total:	76	Other:	

Demographics by County of Residence:

Autauga	0	Conecuh	0	Houston	1	Morgan	0
Baldwin	1	Coosa	0	Jackson	0	Perry	0
Barbour	0	Covington	0	Jefferson	26	Pickens	0
Bibb	0	Crenshaw	0	Lamar	0	Pike	0
Blount	0	Cullman	0	Lauderdale	0	Randolph	0
Bullock	0	Dale	0	Lawrence	0	Russell	0
Butler	0	Dallas	0	Lee	1	St. Clair	15
Calhoun	4	DeKalb	1	Limestone	0	Shelby	11
Chambers	0	Elmore	0	Lowndes	0	Sumter	0
Cherokee	0	Escambia	0	Macon	0	Talladega	6
Chilton	0	Etowah	5	Madison	0	Tallapoosa	0
Choctaw	0	Fayette	0	Marengo	0	Tuscaloosa	0
Clarke	0	Franklin	0	Marion	0	Walker	1
Clay	0	Geneva	0	Marshall	1	Washington	0
Cleburne	1	Greene	0	Mobile	1	Wilcox	0
Coffee	0	Hale	0	Monroe	0	Winston	0
Colbert	0	Henry	0	Montgomery	1		

Admissions/Discharges by Month:

PFYs	Admitted	366	Discharged	249	Deaths	33
October 2022	Admitted	3	Discharged	5	Deaths	0
November 2022	Admitted	3	Discharged	2	Deaths	0
December 2022	Admitted	2	Discharged	3	Deaths	1
January 2023	Admitted	1	Discharged	5	Deaths	0
February 2023	Admitted	5	Discharged	2	Deaths	0
March 2023	Admitted	5	Discharged	0	Deaths	1
April 2023	Admitted	1	Discharged	3	Deaths	0
May 2023	Admitted	3	Discharged	2	Deaths	0
June 2023	Admitted	3	Discharged	2	Deaths	0
July 2023	Admitted	2	Discharged	2	Deaths	0
August 2023	Admitted	2	Discharged	1	Deaths	0
September 2023	Admitted	0	Discharged	4	Deaths	0
TOTALS TO DATE:		396		280		35

Warime Era Service *Will exceed total number of residents due to service in multiple wartime eras*

WWII:	7	Korea:	30	Vietnam:	33
Gulf War:	2	Ex-POW:	0	Peacetime:	6

As of: September 30, 2023

Total Residents: 76

**Bill Nichols, “Tut” Fann, WF Green and
Col. Robert L. Howard
State Veterans Home**

Daily Rate - FY 2022

Bill Nichols, Tut Fann, & William F. Green State Veterans Homes

<i>Effective Date</i>	<i>10/1/2021*</i>	<i>2/15/2022**</i>	<i>4/6/2022*</i>
Federal Per Diem	\$117.93	\$117.93	\$121.00
State Per Diem	\$112.33	\$126.60	\$123.53
Veteran	\$ 11.64	\$ 11.64	\$ 11.64
Total Daily Rate	\$241.90	\$256.17	\$256.17

Col. Robert L. Howard State Veterans Home - Skilled

<i>Effective Date</i>	<i>10/1/2021*</i>	<i>3/1/2022***</i>	<i>4/6/2022*</i>
Federal Per Diem	\$117.93	\$117.93	\$121.00
State Per Diem	\$115.20	\$135.77	\$132.70
Veteran	\$ 24.00	\$ 24.00	\$ 24.00
Total Daily Rate	\$257.13	\$277.70	\$277.70

Col. Robert L. Howard State Veterans Home - Domiciliary

<i>Effective Date</i>	<i>10/1/2021*</i>	<i>3/1/2022***</i>	<i>4/6/2022*</i>
Federal Per Diem	\$ 50.91	\$ 50.91	\$ 52.23
State Per Diem	\$ 87.43	\$100.47	\$ 99.15
Veteran	\$ 24.00	\$ 24.00	\$ 24.00
Total Daily Rate	\$162.39	\$175.38	\$175.38

Veterans who are 70 – 100% service-connected Disabled or are being treated for a service-connected condition receive care in the Veterans Home at rate established and paid for by the Federal VA.

**Increase in VA per diem*

*** Board voted to increase contract rate*

****New contract*

**Bill Nichols, “Tut” Fann, WF Green and
Col. Robert L. Howard
State Veterans Home**

Daily Rate - FY 2023

Bill Nichols, Tut Fann, & William F. Green State Veterans Homes

<i>Effective Date</i>	<i>10/1/2022*</i>	<i>3/1/2023**</i>	<i>4/1/2023*</i>
Federal Per Diem	\$127.17	\$127.17	\$129.97
State Per Diem	\$117.36	\$139.65	\$136.85
<u>Veteran</u>	<u>\$ 11.64</u>	<u>\$ 11.64</u>	<u>\$ 11.64</u>
Total Daily Rate	\$256.17	\$278.46	\$278.46

Col. Robert L. Howard State Veterans Home - Skilled

<i>Effective Date</i>	<i>10/1/2022*</i>	<i>3/1/2023***</i>	<i>4/1/2023*</i>
Federal Per Diem	\$127.17	\$127.17	\$129.97
State Per Diem	\$126.53	\$150.69	\$147.89
<u>Veteran</u>	<u>\$ 24.00</u>	<u>\$ 24.00</u>	<u>\$ 24.00</u>
Total Daily Rate	\$277.70	\$301.86	\$301.86

Col. Robert L. Howard State Veterans Home - Domiciliary

<i>Effective Date</i>	<i>10/1/2022*</i>	<i>3/1/2023***</i>	<i>4/1/2023*</i>
Federal Per Diem	\$ 54.89	\$ 54.89	\$ 56.10
State Per Diem	\$ 96.49	\$111.75	\$110.54
<u>Veteran</u>	<u>\$ 24.00</u>	<u>\$ 24.00</u>	<u>\$ 24.00</u>
Total Daily Rate	\$175.38	\$190.64	\$190.64

Veterans who are 70 – 100% service-connected Disabled or are being treated for a service-connected condition receive care in the Veterans Home at rate established and paid for by the Federal VA.

**Increase in VA per diem*

*** Board voted to increase contract rate*

****New contract*

Alabama State Veterans Memorial Cemetery at Spanish Fort



Burials

October 1, 2021–September 30, 2022

Total Interments:	<u>442</u>
Total Veterans Interred:	344
Total Spouses Interred:	97
Total Dependents Interred:	1
Total Casket Interments:	267
Total Cremains Interments:	175

October 1, 2022–September 30, 2023

Total Interments:	<u>450</u>
Total Veterans Interred:	349
Total Spouses Interred:	93
Total Dependents Interred:	2
Total Guard and Reserve Act Interred:	6
Total Casket Interments:	234
Total Cremains Interments:	206

The Alabama State Veterans Memorial Cemetery at Spanish Fort serves as a reminder of the sacrifices made by Americans while defending the nation's freedom. The cemetery sits on over 120 acres of land and includes an administration building, maintenance facility, committal shelter, and a memorial walk. There are currently a total of 5,000 graves with in-ground crypts, traditional graves, columbarium niches and a scatter garden. The lifespan of the entire cemetery is 110 years.

The cemetery will eventually be the final resting place for more than 190,000 veterans, their spouses, and their eligible dependents. On February 10, 2023, a groundbreaking ceremony was held, launching our first 10-year expansion. The 10-year expansion includes a second columbarium pavilion with 980 new sites. Two new casket interment sections will add 2,800 new sites. A new memorial wall and Scatter Garden pavilion will add 100 new sites. This the first of nine planned expansions over the cemetery's lifetime. A ribbon cutting will be held in early 2024.

Each Memorial Day, flags are placed on every burial site and at the front entrance of the cemetery by dozens of Boy Scouts and Girl Scouts representing several troops and some members of the Patriot Guard Riders. This special recognition honors our veterans who paid the ultimate sacrifice in service of our country.

ADVA Office of Outreach and Engagement

HISTORY: The Office of Outreach and Engagement was created under the leadership of Commissioner Kent Davis in 2019. A motion was put before the State Board of Veterans Affairs to establish the Office of Outreach and Engagement. In the same motion, a new Assistant Commissioner position was created to lead the office of Outreach and Engagement. The SBVA approved the creation of the office and new position effective in Fiscal Year 2020. Initially, the office consisted of one Public Affairs Manager, Intergovernmental Affairs Manager, and the new Assistant Commissioner. Shortly after, a need for a Veterans Well-Being Program Manager was identified. Again, with the approval of the SBVA, the new position was created in Fiscal Year 2021.

MISSION: Outreach and Engagement seeks to assist veterans, their families, caregivers, and survivors in accessing benefits and services through community outreach and partnerships with state and federal government agencies and non-profit service providers.

ADVA will engage and inform those organizations about issues facing veterans and the benefits, programs and services ADVA provides.

FY 2022 Alabama's Challenge for Preventing Suicide Among Service Members, Veterans & Their Families

TOWN HALLS

Dothan - February 2022
-125 Attendees
-98% Approval Rating

Tuscaloosa - August 2022
-35 Attendees
-82% Approval Rating

Mobile - May 2022
-70 Attendees
-96% Approval Rating

Huntsville - September 2022
-80 Attendees
-94.5% Approval Rating

RESOURCE FAIRS

Dothan - March 2022
-225 Attendees
-86 Vendors

Mobile - May 2022
-50 Attendees
-33 Vendors

FY 2023 Alabama's Challenge for Preventing Suicide Among Service Members, Veterans & Their Families

TOWN HALLS

Montgomery - November 2022
-85 Attendees
-90% Approval Rating

Enterprise - June 2023
-82 Attendees
-94% Approval Rating

Hoover - December 2022
-115 Attendees
-81% Approval Rating

Auburn - August 2023
-35 Attendees
-96% Approval Rating

Anniston - April 2023
-125 Attendees
-98.1% Approval Rating

RESOURCE FAIRS

Anniston - April 2023
-125 Attendees
-60 Vendors

Enterprise - June 2023
-82 Attendees
-27 Vendors

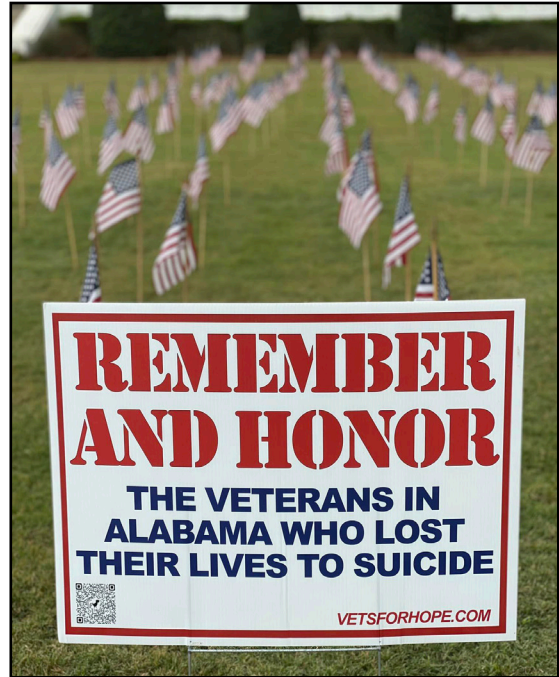


VETERANS WELL-BEING: Through ADVA outreach efforts, opportunities will be provided for external partners to expand their understanding of and participation in VA programs.

The major growth industry of Outreach and Engagement has been identified as Veterans Well-Being. With a focus on veterans suicide prevention, a Veterans Well-Being Program Manager position was created and tasked with heading a statewide veterans suicide prevention initiative called Alabama's Challenge.

OPERATION WE REMEMBER: ADVA has established numerous other well-being campaigns. Operation We Remember was established in September 2022 as a way to remember and honor the Alabama veterans who lost their lives to suicide. The campaign features a display of American flags during Suicide Prevention Awareness Month, with 152 flags being featured during the 2022 campaign and 143 in 2023.

OPERATION RESILIENCE: In acknowledgement of establishing well-being habits and traits prior to a mental health crisis, ADVA launched a resilience-based campaign called Operation Resilience. During public events in Summer 2023, hosted in Montgomery and Hoover, a four-member panel comprised of community veterans who have displayed or experienced resilience throughout their military or civilian careers. In Montgomery, ADVA partnered with WSFA 12 News, which streamed the event on its news app and website. The stream produced 1,100 viewers and 30 community members attended the event in person. The Hoover event featured 40 in-person attendees and 700 streaming views on the ADVA Facebook page.



SERVICE NEVER STOPS: ADVA came full circle by acknowledging the importance of purpose by creating a campaign encouraging community service. Service Never Stops recognizes that regardless of the bravery and heroism provided when serving this great nation, the mission in serving one another continues. Partnering with the Montgomery Biscuits minor league baseball team, ADVA promoted Service Never Stops on the Biscuits' Military Appreciation Night by hosting a resource fair and distributing "Service Never Stops" t-shirts to the first 500 fans.



BUILDING PARTNERSHIPS: As ADVA has continued redefining its efforts for assisting Alabama's 400,000 veterans through its own programs, Outreach and Engagement continues actively working to establish external partnerships under the same goal.

ADVA has partnered with agencies and organizations across the board. It signed memorandums of understanding with the Emory Healthcare Veterans Program, National Veterans Legal Services Program, and the Christopher & Dana Reeve Foundation, formally acknowledging its intention and promise to promote the services that each provide to Alabama's 400,000 veterans.

At the state level, ADVA partnered with the Alabama Community College System and participated in 30 resource workshops across the state, which engaged military active-duty, guardsmen, reservists, retirees, veterans, and their dependents on local services and programs. ADVA also aligned with the Auburn Student Veterans Association and University of Alabama Campus Veterans Association to show its support for Operation Iron Ruck -- a three-day, 151-mile ruck march from one campus to the other the week of the Iron Bowl, to raise awareness about veteran suicide.

ADVA also worked with U.S. Department of Veterans Affairs for several events, including the Montgomery Veterans Experience Action Center. Commissioner Davis also met with VA Secretary Denis McDonough during the Central Alabama Veterans Health Care Systems' 100th anniversary celebration of its East Campus hospital.



STATE OF ALABAMA DEPARTMENT OF VETERANS AFFAIRS

Our Mission

To promote awareness and assist eligible veterans, their families, and survivors to receive from the U. S. Federal and State Governments any and all benefits to which they may be entitled under existing laws or those to be enacted.

Our Vision

To ensure that all veterans and their families understand and receive all the benefits, support, care, and recognition that they have earned and are entitled to, by expertly administering all current programs, anticipating future needs and taking appropriate action to meet these needs.

Our Core Values

Professionalism – Provide accurate and timely assistance and information in a manner consistent with the core values of the Department of Veterans Affairs.

Integrity – Provide fair, honest, and objective advocacy in an ethical manner while displaying the highest standard of conduct both on and off duty.

Compassion – Consistently demonstrate care, concern and understanding in every encounter.

Commitment – Fully dedicated to develop yourself to become the best you can be in carrying out the mission of the department.

Teamwork – Everyone working together in a positive and productive manner to accomplish the mission and goals of the department.



Alabama Department of Veterans Affairs
100 North Union Street
Suite 850
Montgomery, Alabama 36104

334-242-5077

www.va.alabama.gov
www.vetsforhope.com